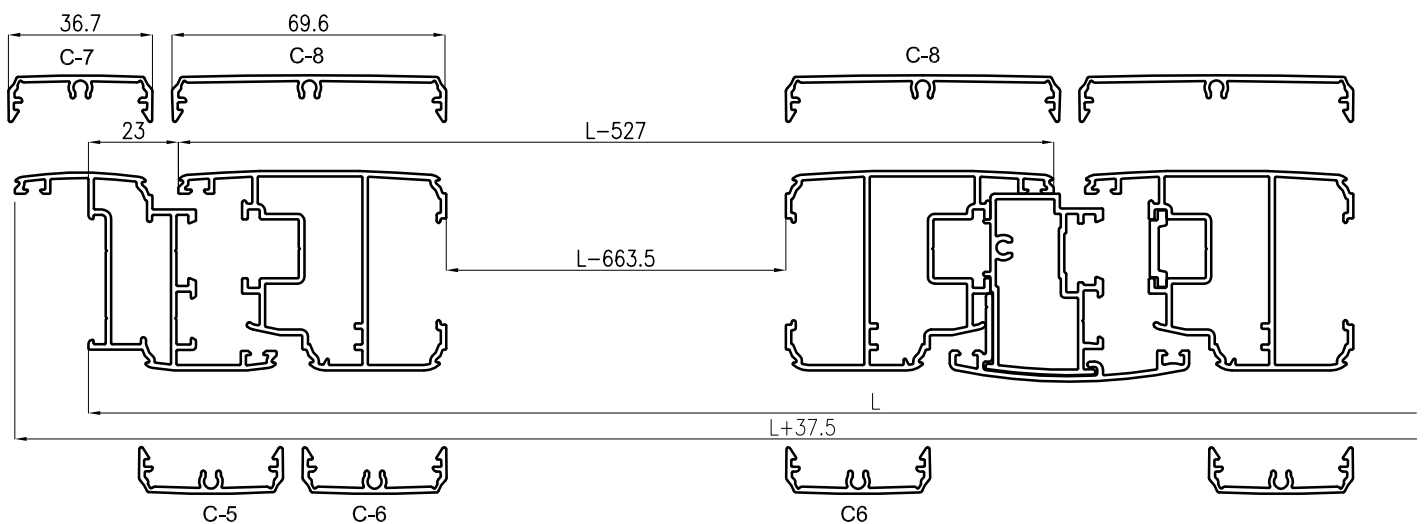
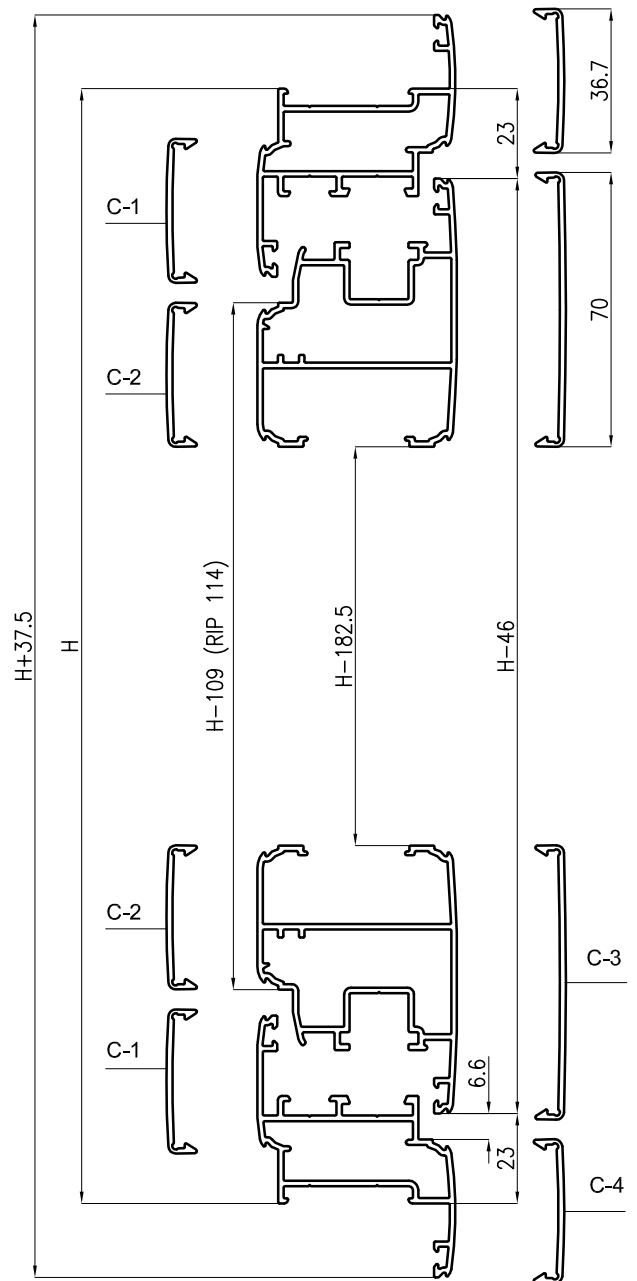


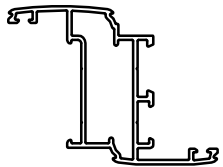

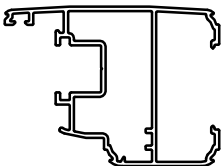

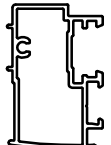



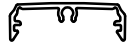

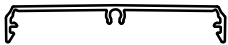





# SISTEMA CLICK

PERSIANA / FINESTRA A 2 ANTE  
 INFISSO CON TELAIO PERIMETRALE

N.B.: SI CONSIGLIA DI TAGLIARE I PROFILI DI COPERTURA C1-C2-C3-C4-C5-C6-C7-C8 DOPO AVER COSTRUITO L'INFISSO E RILEVATO LE REALI DIMENSIONI DELLO STESSO



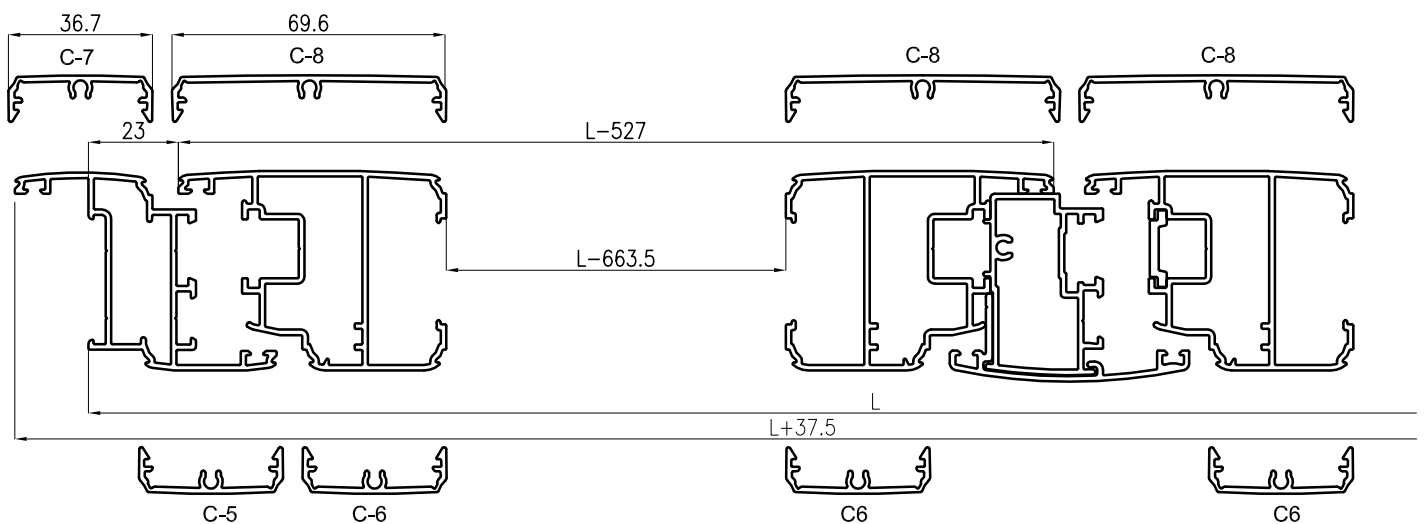
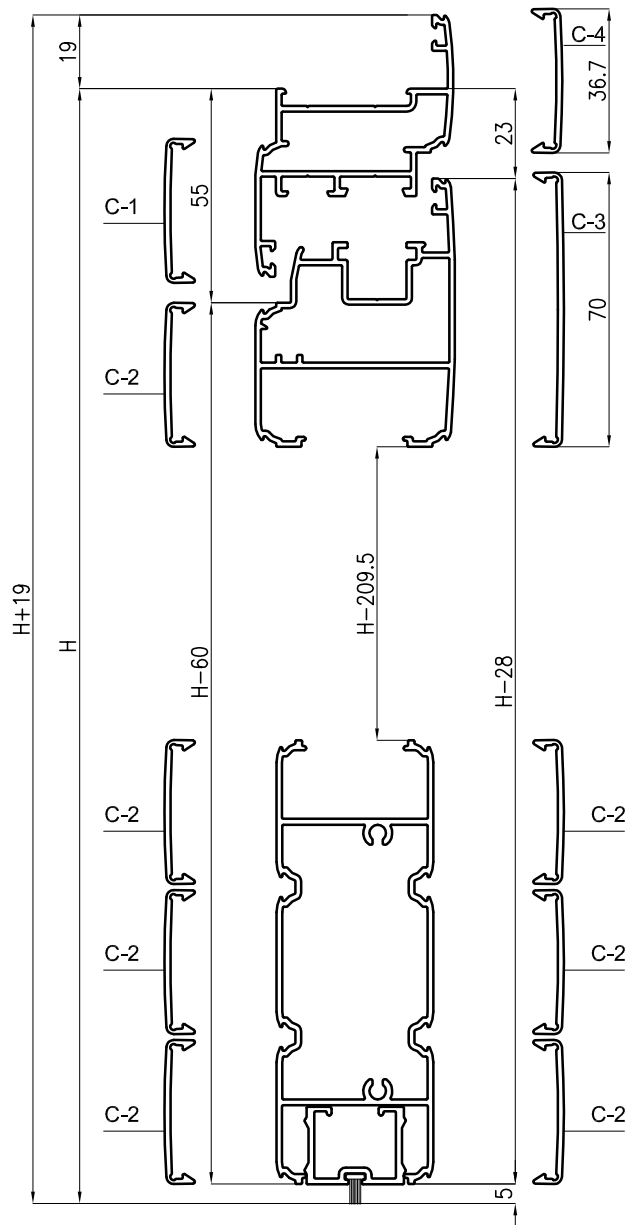
# SISTEMA CLICK

ARTICOLO	PROFILO	DESCRIZIONE	TAGLIO	TIPOLOGIA	Q.ta
E 41 0 48		TELAIO	L + 37.5 H + 37.5		2 2
E 41 1 25		ANTA	L - 527 H - 46		4 4
E 41 2 06		RIPORTO CENTRALE	H - 114		1
E 41 6 49		RIPORTO CENTRALE	H - 114		1
E 41 6 46		COPERTINA	C5= H-25.5 C6= H-109 C7= H+40.5		2 4 2
E 41 6 48		COPERTINA	C8= H-42.5		4
E 41 6 45		COPERTINA	C1= L-99.5 C2= L-664 C4= L-33		2 4 2
E 41 6 47		COPERTINA	C3= L-664		4

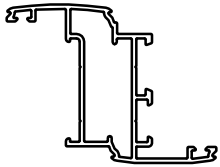
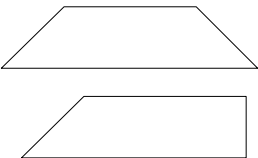
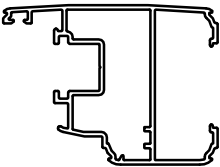
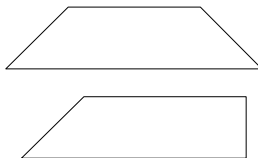
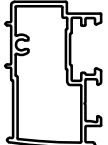







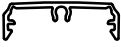





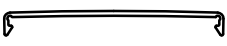

# SISTEMA CLICK

PERSIANA / PORTA A 2 ANTE  
SENZA TELAIO INFERIORE

N.B.: SI CONSIGLIA DI TAGLIARE I PROFILI DI COPERTURA C1-C2-C3-C4-C5-C6-C7-C8 DOPO AVER COSTRUITO L'INFISSO E RILEVATO LE REALI DIMENSIONI DELLO STESSO




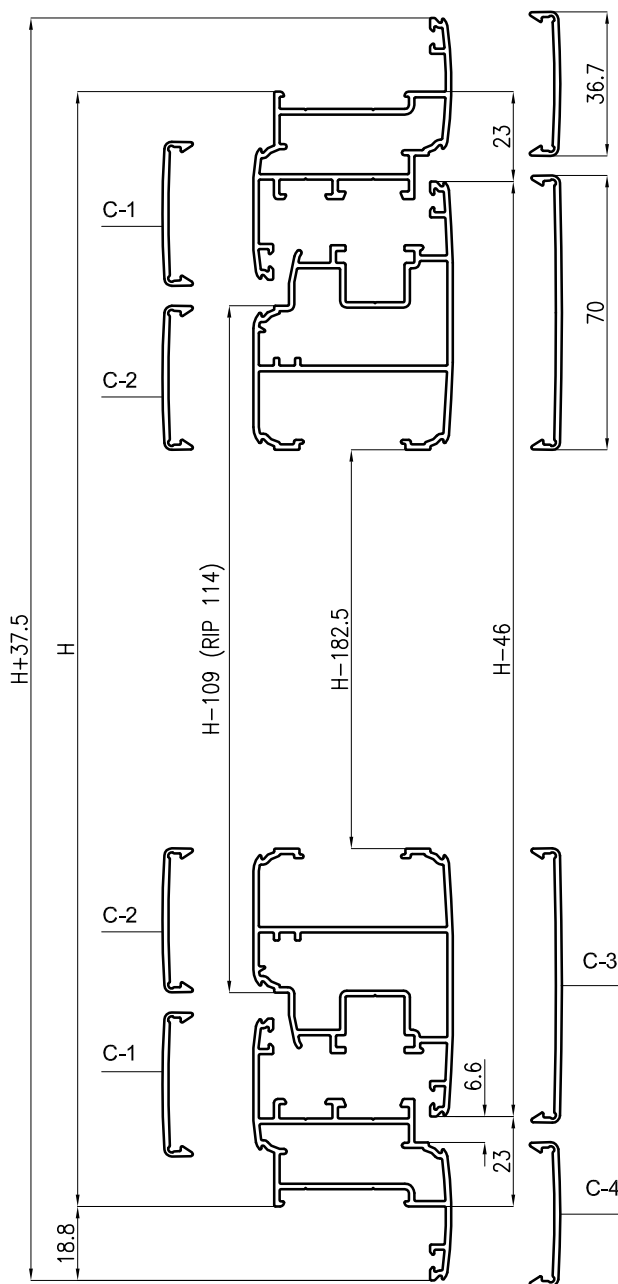
# SISTEMA CLICK

ARTICOLO	PROFILO	DESCRIZIONE	TAGLIO	TIPOLOGIA	Q.ta
E 41 0 48		TELAIO	L + 37.5 H + 19		1 2
E 41 1 25		ANTA	L - 527 H - 28		2 4
E 41 2 06		RIPORTO CENTRALE	H - 62		1
E 41 6 49		RIPORTO CENTRALE	H - 62		1
E 41 6 57		PORTA-SPAZZOLINO	L - 625		2
E 41 3 27		FASCIA / ZOCCOLO	L - 663.5		2
E 41 6 46		COPERTINA	C5= H-13.5 C6= H-60 C7= H+20.5		2 4 2
E 41 6 48		COPERTINA	C8= H-26.5		4
E 41 6 45		COPERTINA	C1= L-99.5 C2= L-183 C4= L-33		1 14 1
E 41 6 47		COPERTINA	C3= L-664		2

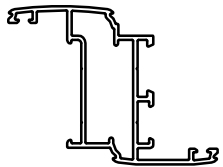

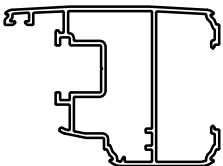

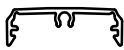

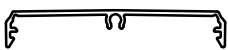





# SISTEMA CLICK

PERSIANA / FINESTRA AD 1 ANTA  
 INFISSO CON TELAIO PERIMETRALE

N.B.: SI CONSIGLIA DI TAGLIARE I PROFILI DI COPERTURA C1-C2-C3-C4-C5-C6-C7-C8 DOPO AVER COSTRUITO L'INFISSO E RILEVATO LE REALI DIMENSIONI DELLO STESSO



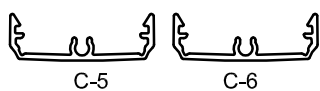

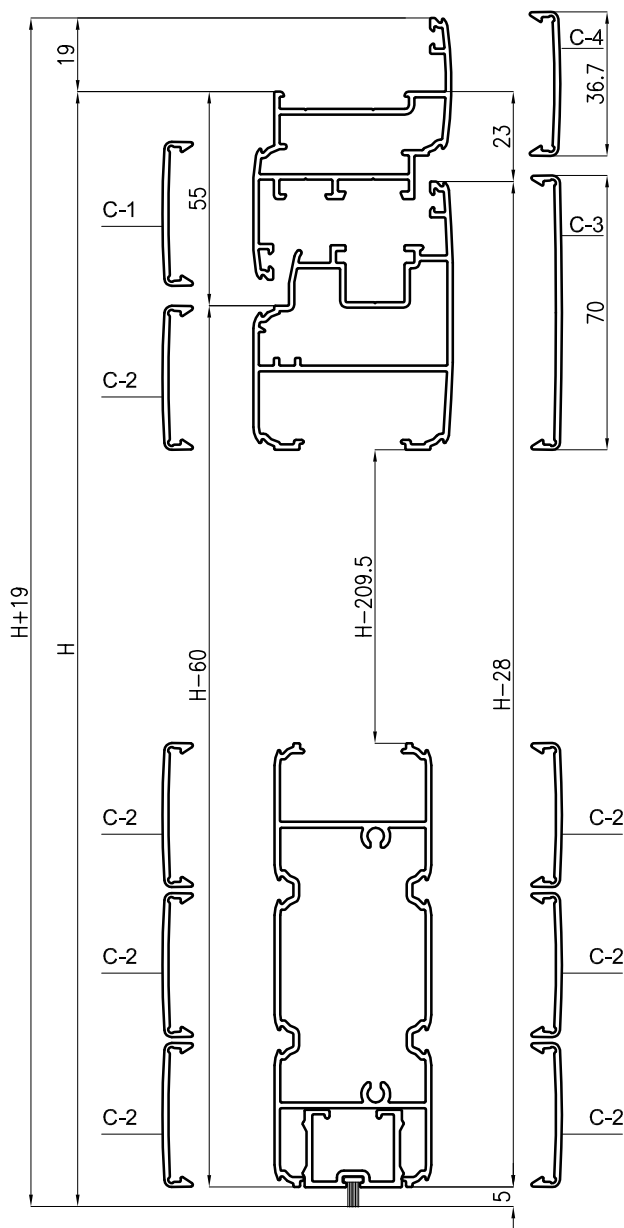
# SISTEMA CLICK

ARTICOLO	PROFILO	DESCRIZIONE	TAGLIO	TIPOLOGIA	Q.ta
E 41 0 48		TELAIO	L + 37.5 H + 37.5		2 2
E 41 1 25		ANTA	L - 46 H - 46		2 2
E 41 6 46		COPERTINA	C5= H-25.5 C6= H-109 C7= H+40.5		2 2 2
E 41 6 48		COPERTINA	C8= H-42.5		2
E 41 6 45		COPERTINA	C1= L-99.5 C2= L-183 C4= L-33		2 2 2
E 41 6 47		COPERTINA	C3= L-183		2

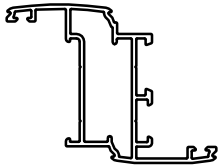


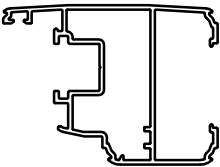






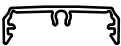

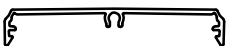





# SISTEMA CLICK

PERSIANA / PORTA AD 1 ANTA  
SENZA TELAIO INFERIORE

N.B.: SI CONSIGLIA DI TAGLIARE I PROFILI DI COPERTURA C1-C2-C3-C4-C5-C6-C7-C8 DOPO AVER COSTRUITO L'INFISSO E RILEVATO LE REALI DIMENSIONI DELLO STESSO



# SISTEMA CLICK

ARTICOLO	PROFILO	DESCRIZIONE	TAGLIO	TIPOLOGIA	Q.ta
E 41 0 48		TELAIO	L + 37.5 H + 19	 	1 2
E 41 1 25		ANTA	L - 46 H - 28	 	1 2
E 41 6 57		PORTA-SPAZZOLINO	L - 144		1
E 41 3 27		FASCIA / ZOCCOLO	L - 182.5		1
E 41 6 46		COPERTINA	C5= H-13.5 C6= H-60 C7= H+20.5		2 2 2
E 41 6 48		COPERTINA	C8= H-26.5		2
E 41 6 45		COPERTINA	C1= L-99.5 C2= L-183 C4= L-33		1 7 1
E 41 6 47		COPERTINA	C3= L-183		1