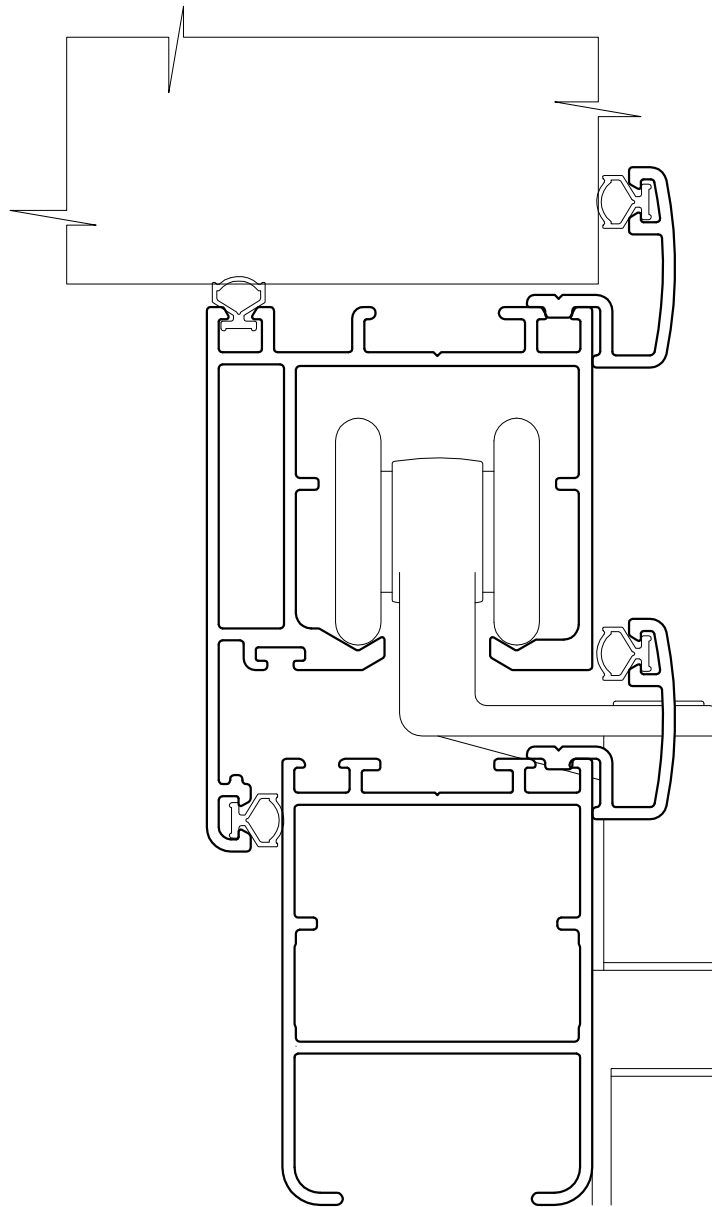



ETA

www.etaspa.net



PERSIANA PIEGHEVOLE A LIBRO



PERSIANA PIEGHEVOLE A LIBRO

DESCRIZIONE TECNICA

La gamma di profili in alluminio di questa serie, consente la realizzazione di persiane mobili composte da elementi modulari in alluminio, scorrevoli su guide ed impacchettabili su ambo i lati o soltanto sul lato destro o sinistro, con lamelle fisse ed orientabili e l'inserimento delle fasce.

- CARATTERISTICHE DIMENSIONALI

Dimensioni base del sistema :

- sezione del telaio fisso	mm 51
- sezioni delle ante	mm 41
- sovrapposizione a muro del telai fissi	mm 17
- aperture cava per lamelle	mm 25
- sovrapposizione di battuta (sormonto)	mm 6

- Tolleranze dimensionali e spessori dei profilati secondo normativa UNI 755.
- Lunghezza commerciale barre 6500 mm .
- Il peso dei profilati è quello teorico e può variare in funzione delle tolleranze dimensionali e di spessore previste dalla norma UNI 755.

- CARATTERISTICHE DEL MATERIALE

Profili estrusi in lega di alluminio A.A. 6060 (UN 573.3) - stato fisico T5

- TRATTAMENTI SUPERFICIALI

I profili a taglio termico devono essere trattati superficialmente osservando i criteri previsti dalle direttive per l'ottenimento del Marchio Qualanod per l'anodizzazione e Qualicoat per la verniciatura.

- ACCESSORI

Gli accessori devono essere utilizzati nei modi e quantitativi indicati sui fogli di lavorazione e sulle tabelle relative agli schemi di realizzazione dei serramenti. ([vedi nota a fine pagina](#))

Le chiusure avvengono tramite maniglia e puntali sulle ante intermedie e serratura su anta battente.

- POSA IN OPERA

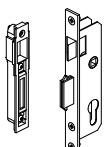
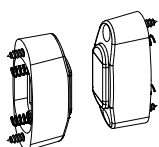
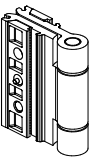
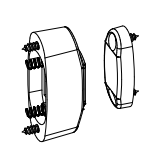
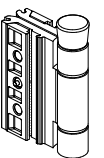
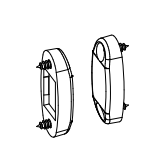
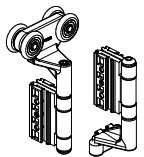
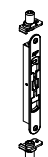
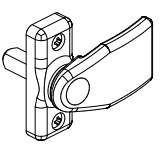
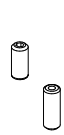

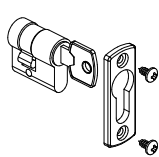
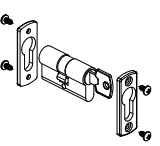
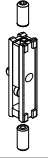
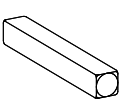
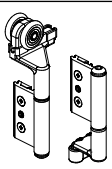
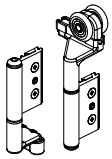
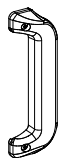
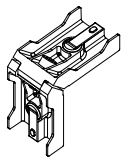
Il fissaggio della persiana alla muratura viene effettuato tramite viti, su un controtelaio in lamiera di acciaio zincato o profilo di alluminio, premurati.











La regolazione del fissaggio alla muratura, avviene tramite dei pressori registrabili, fissati al telaio .

- DIMENSIONI

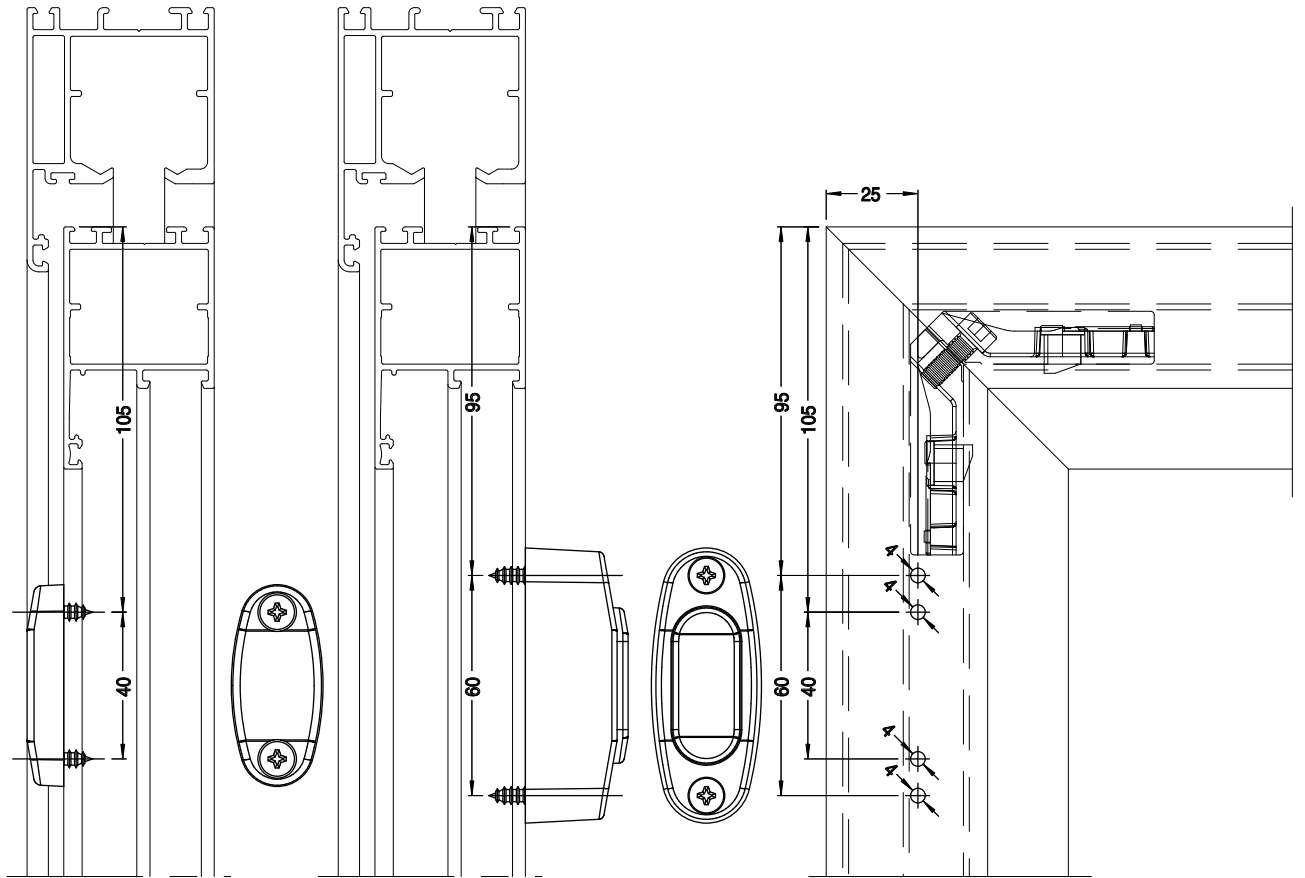
Per determinare le dimensioni del serramento occorre valutare un certo numero di fattori quali: il momento d'inerzia dei profili, le dimensioni delle ante mobili, la portata degli accessori, il tipo ed il numero di fissaggi a muro.

N.B. PER LA REALIZZAZIONE DELLE VARIE TIPOLOGIE, LE SCHEDE DI LAVORAZIONE E DIMENSIONALI SEGUIRE QUANTO RIPORTATO SUL CATALOGO FLEX 50

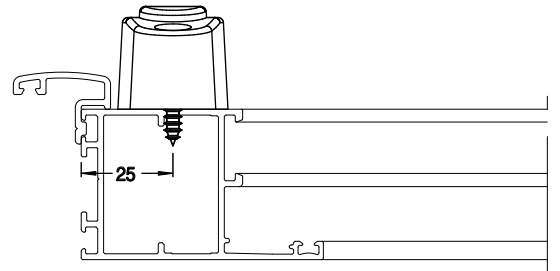
FIGURA	CODICE ETA PEREGO	PZ. CONF.	DESCRIZIONE	FIGURA	CODICE ETA PEREGO	PZ. CONF.	DESCRIZIONE
	VF02 EPC150	1	Serratura con borchia.		VF13 EPC219	1	Ferma-anta magnetico da 58 mm
	VF03 EPM248	2	Cerniera normale.		VF14 EPC220	1	Ferma-anta magnetico da 38 mm
	VF04 EPM249	2	Cerniera con perno sfilabile.		VF15 EPC221	1	Ferma-anta magnetico da 20 mm
	VF05 EPM250	1	Coppia carrello di portata e pattino di scorrimento con cerniere.		VF16 EPC239	1	Catenacciolo con puntali e guida puntali.
	VF06 EPC094	10	Maniglia con perno per serratura (da utilizzare con VF02 o VF19)		VF17 EPC 1285	20	Puntali
	VF07 EPC236	1	Kit spessori e guida puntali.		VF18 EPC135	1	Mezzo cilindro 35 mm
	VF08 EPC027	1	Cilindro a doppia chiave da 52mm.		VF19 EPC202	10	Meccanismo di chiusura reversibile in zama (esclusa maniglia)
	VF09 EPC133	10	Perno per doppia maniglia.		VF20 EPC244	1	Maniglia per VF19-VF02
	VF10 EPM254	1	Coppia carrello di portata e pattino di scorrimento destri con cerniere.		VF21 EPC261	1	Maniglia per VF19-VF02
	VF11 EPM255	1	Coppia carrello di portata e pattino di scorrimento sinistri con cerniere.				
	VF12 EPC230	10	Maniglia per catenacciolo.		SQ28 EPF367	4	Squadretta pressofusa da 36,4X14,4 mm con aggancio interno Nota: da utilizzare per angoli con passaggio astina di comando

FR 01	fresa per fasce-zoccoli E41302-303-304-306-312-319-602-603		
FR 03	fresa per fasce vetro ad infilare E41305-310-311		
SQ 01	squadretta a pulsante 35.7 x 13.7 mm filettata		
SQ 02	squadretta a pulsante 35.7 x 13.7 mm con dado		
SQ 03	squadretta allineamento a serraggio meccanico mod. Fuji		
SQ 04	squadretta allineamento nylon		
TP 06	tappo paratempesta		
TP 12	giunto fasce E41305-310-311		
1011	basetta regolo		
1012	regolo mobile L= 15 mm		
1013	regolo mobile L= 30 mm		
1014	tappi chiudi foro		
1083	sella per ovalina 50 x 10 mm - cava da 25 mm		
PU 01	punzonatrice pneumatica		
PU 02	punzonatrice pneumatica		

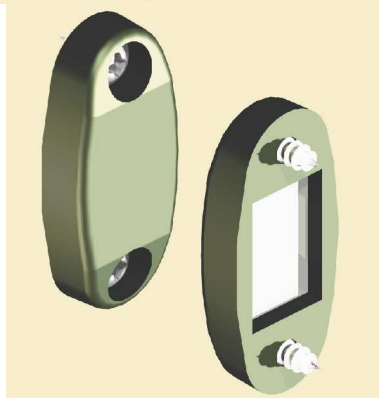
FERMA-ANTA MAGNETICI



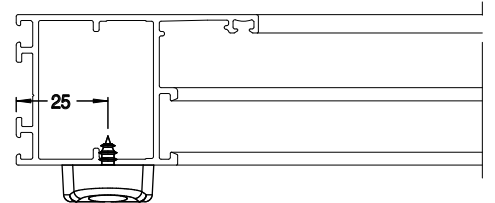
VF13-58mm



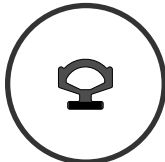
VF14-38mm



VF15-20mm




GU02
BATTUTA TELAIO




ELAPRENE
BASE RIGIDA

GU06
VETRO ESTERNO
SPESSORE 3 mm.




EPDM

GU15
BATTUTA TELAIO




EPDM

GU21
BATTUTA




EPDM


GU22




SL 7
SPAZZOLINO
4.8 x 7.5 mm



SP 08
SPAZZOLINO
5.5 x 12 mm




D1
VETRO INTERNO
SPESSORE 3 mm.




PLASTOMERO

D4
VETRO INTERNO
SPESSORE 4 mm.




PLASTOMERO

D6
VETRO INTERNO
SPESSORE 5 mm.




PLASTOMERO

D7
VETRO INTERNO
SPESSORE 6 mm.



PLASTOMERO

D8M
VETRO INTERNO
SPESSORE 7 mm.



EPDM

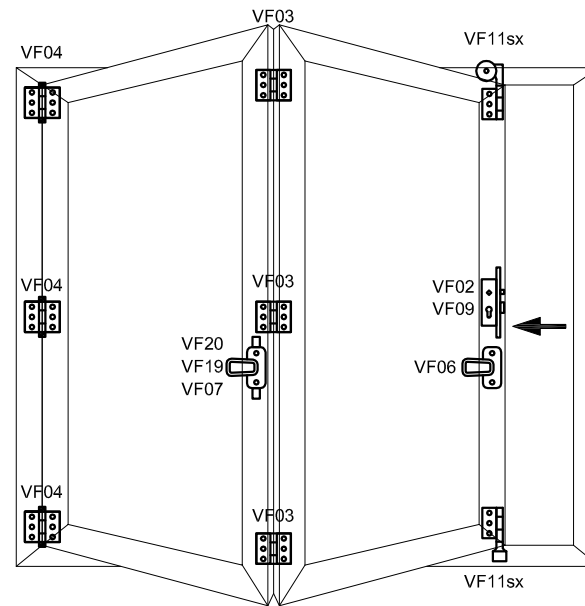
ACCESSORI PER PERSIANA PIEGHEVOLE A LIBRO E FLEX50

CODICE	DESCRIZIONE	PEZZI ACCESSORI PER NUMERO ANTE												
		2	3	4	5	6	7	8	9	2+2	3+3	4+4	3+1	5+1
SCHEMA DI RIFERIMENTO		A	B	C	D	E	F	G	H	L	M	N	P	Q
VF02	serratura con borchia	1	1	1	1	1	1	1	1	1	1	1	1	1
VF03	cerniera normale	3	3	6	6	9	9	12	12	6	6	12	3	6
VF04	cerniera con perno sfilabile	3	4	4	5	5	6	6	7	6	8	8	7	8
VF05	coppia carrello di portata e pattino di scorrimento cerniere		1	1	2	2	3	3	4		2	2	1	3
VF06	maniglia con perno per serratura (da utilizzare con VF02 o VF19)	1	1	1	1	1	1	1	1	1	1	1	1	1
VF07	kit spessori e guida puntali	1	1	2	2	3	3	4	4	3	3	4	2	3
VF08	cilindro a doppia chiave da 52mm													
VF09	perno per doppia maniglia	1	1	1	1	1	1	1	1	1	1	1	1	1
VF10	coppia carrello di portata e pattino di scorrimento destri con cerniera									1		1		
VF11	coppia carrello di portata e pattino di scorrimento sinistri con cerniera			1		1		1		1		1		
VF12	maniglia per catenacciolo													
VF13	ferma anta magnetico da 58mm													
VF14	ferma anta magnetico da 38mm													
VF15	ferma anta magnetico da 20mm													
VF16	catennacciolo con guida puntali													
VF17	puntali													
VF18	mezzo cilindro 23mm													
VF19	meccanismo di chiusura reversibile in zama (esclusa maniglia)	1	1	2	2	3	3	4	4	3	3	4	2	3
VF20	maniglia per VF19-VF20													
VF21	maniglia per VF19-VF02													
SQ01	squadretta a pulsante pressofusa 35,9x14,7 - TELAIO	4	4	4	4	4	4	4	4	4	4	4	4	4
SQ03	squadretta di allineamento meccanica 2,7x19	4	4	4	4	4	4	4	4	4	4	4	4	4
SQ28	squadretta a pulsante pressofusa 35,9x13,7 - ANTA	8	12	16	20	24	28	32	36	16	24	32	16	24

ACCESSORI PER PERSIANA PIEGHEVOLE A LIBRO E FLEX50

n° ante
2

schema
A

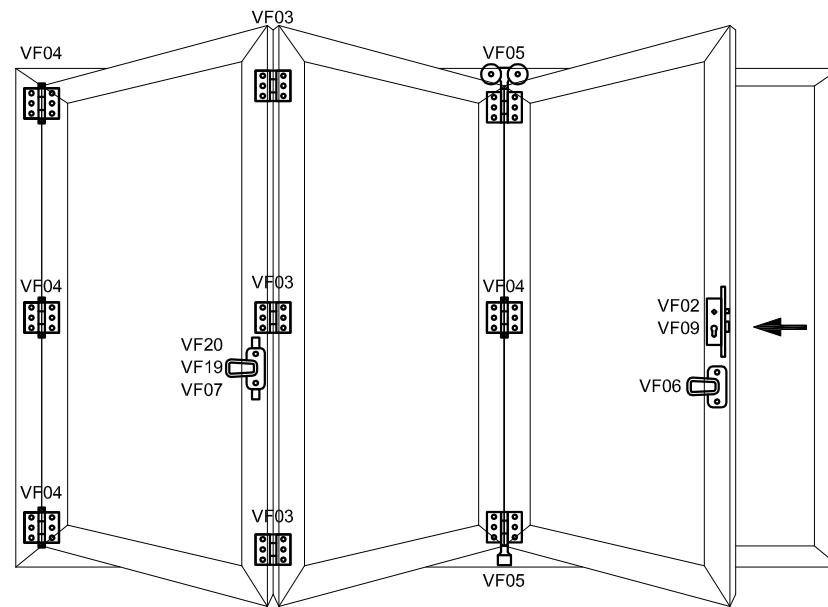


VISTA INTERNA

ACCESSORI PER PERSIANA PIEGHEVOLE A LIBRO E FLEX50

n° ante
3

schema
B

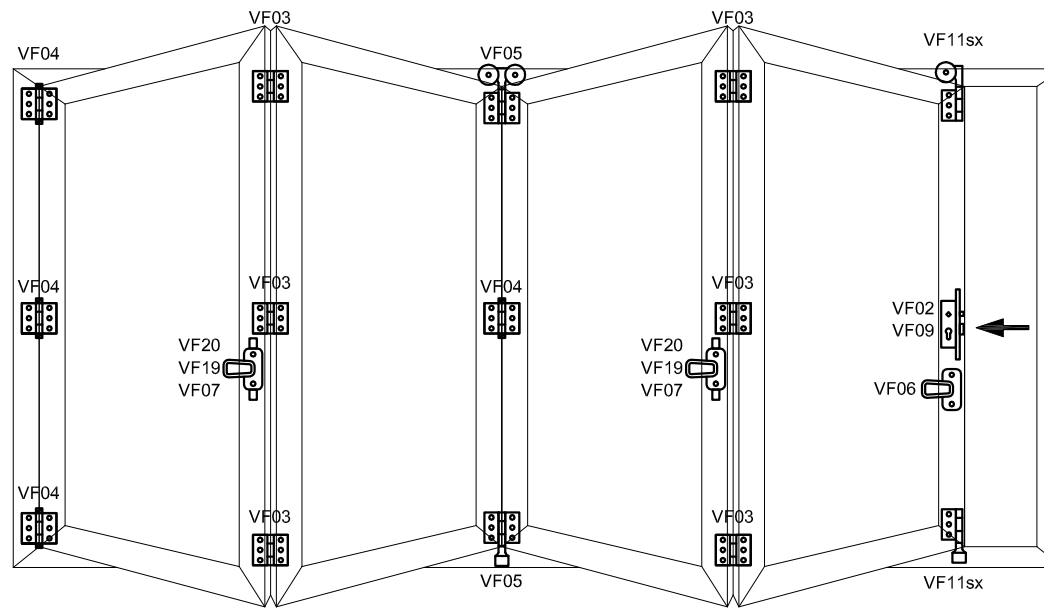


VISTA INTERNA

ACCESSORI PER PERSIANA PIEGHEVOLE A LIBRO E FLEX50

n° ante
4

schema
C

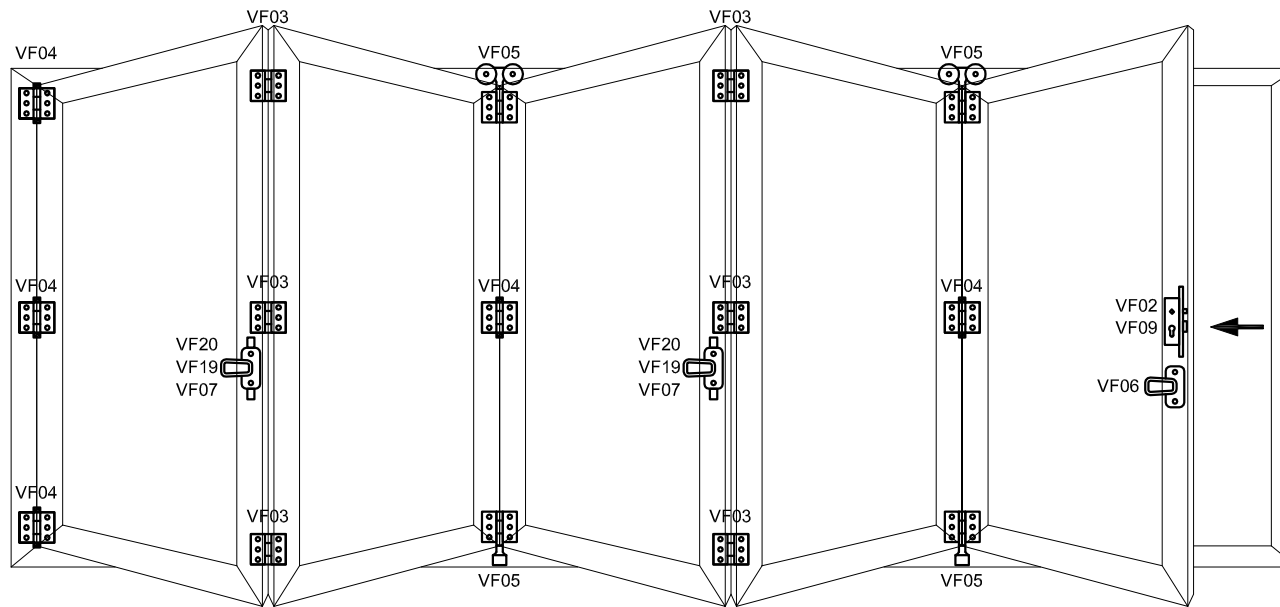


VISTA INTERNA

ACCESSORI PER PERSIANA PIEGHEVOLE A LIBRO E FLEX50

n° ante
5

schema
D

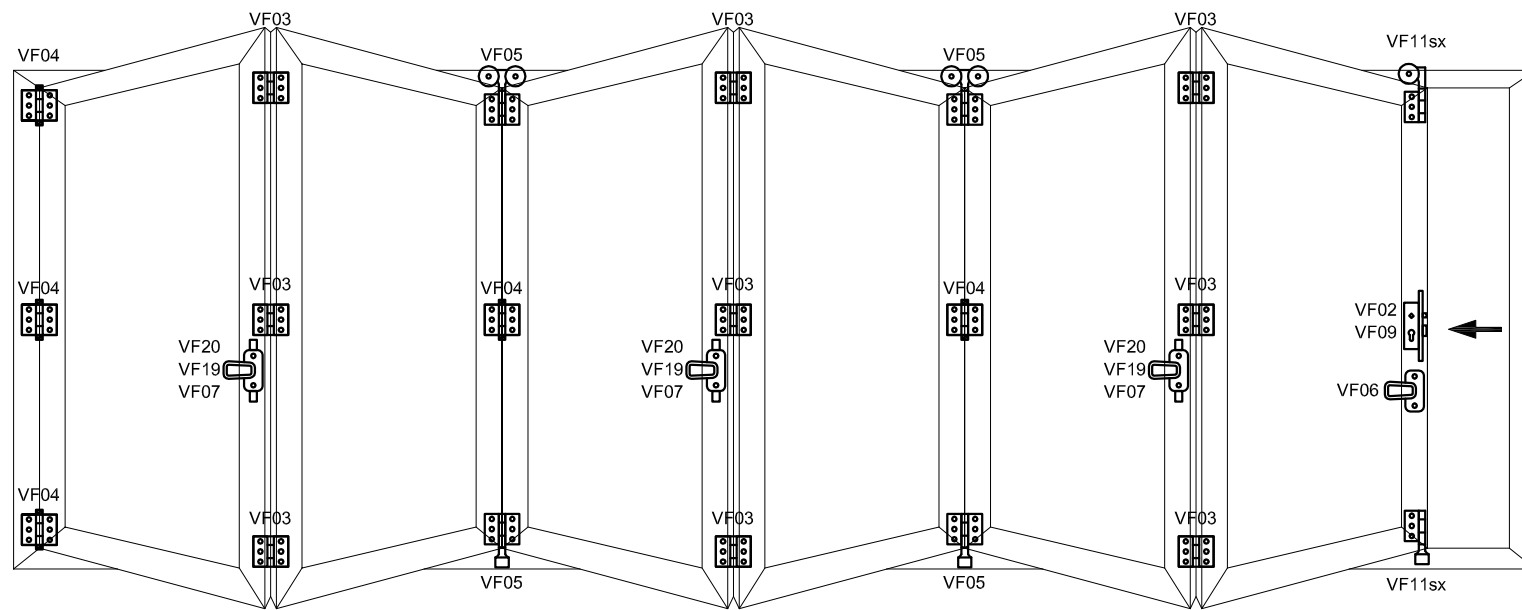


VISTA INTERNA

ACCESSORI PER PERSIANA PIEGHEVOLE A LIBRO E FLEX50

n° ante
6

schema
E

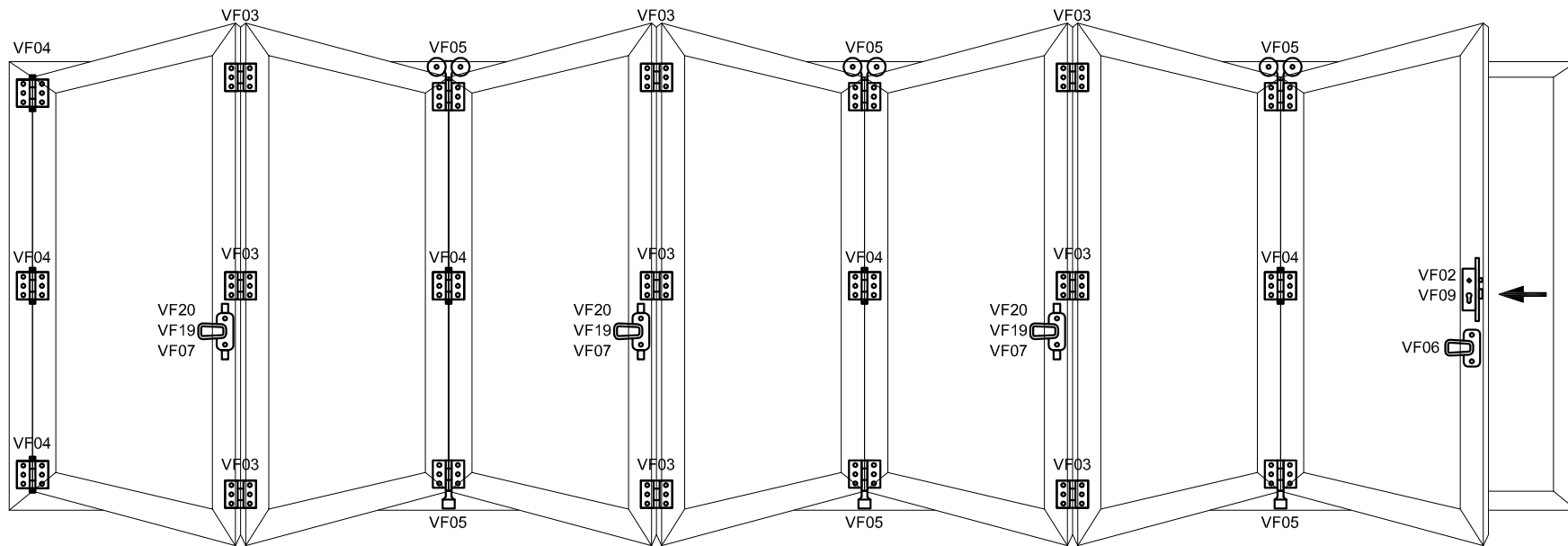


VISTA INTERNA

ACCESSORI PER PERSIANA PIEGHEVOLE A LIBRO E FLEX50

n° ante
7

schema
F

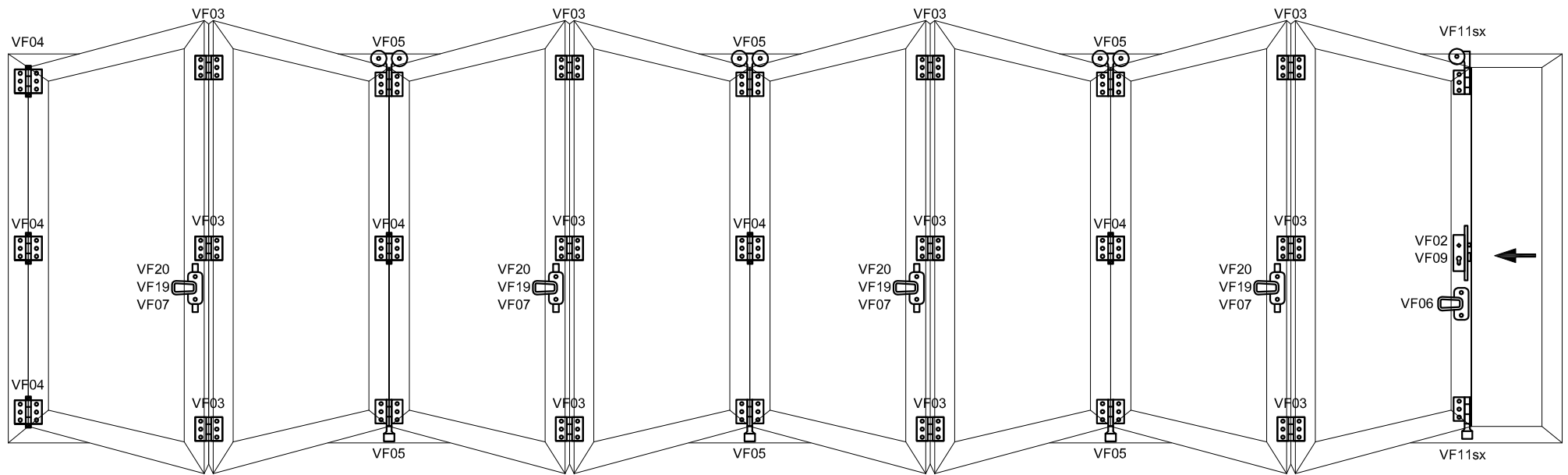


VISTA INTERNA

ACCESSORI PER PERSIANA PIEGHEVOLE A LIBRO E FLEX50

n° ante
8

schema
G

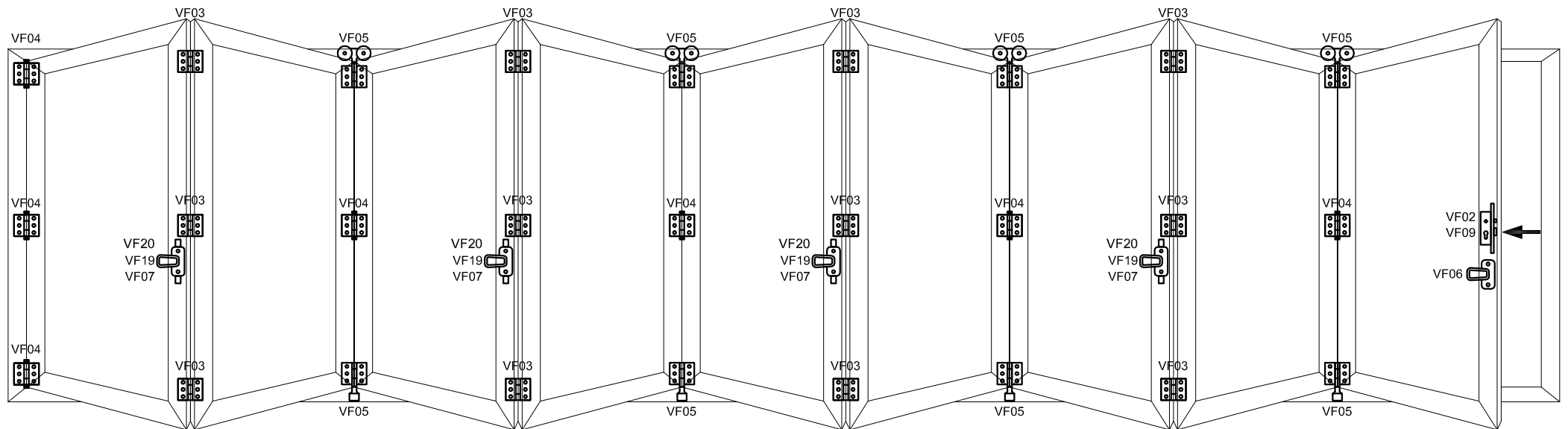


VISTA INTERNA

ACCESSORI PER PERSIANA PIEGHEVOLE A LIBRO E FLEX50

n° ante
9

schema
H

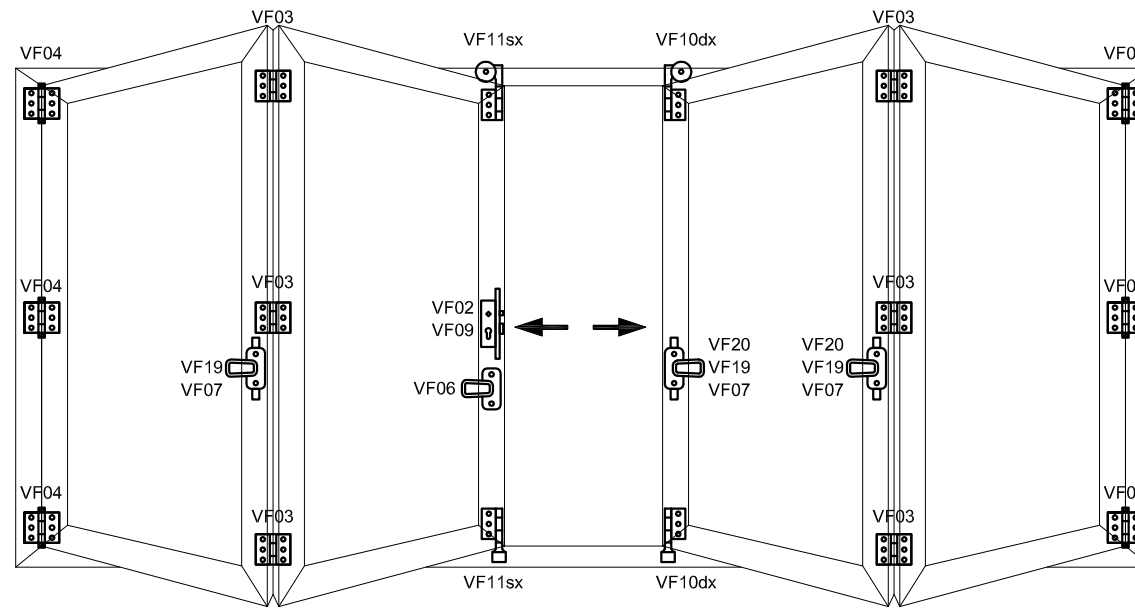


VISTA INTERNA

ACCESSORI PER PERSIANA PIEGHEVOLE A LIBRO E FLEX50

n° ante
2+2

schema
L

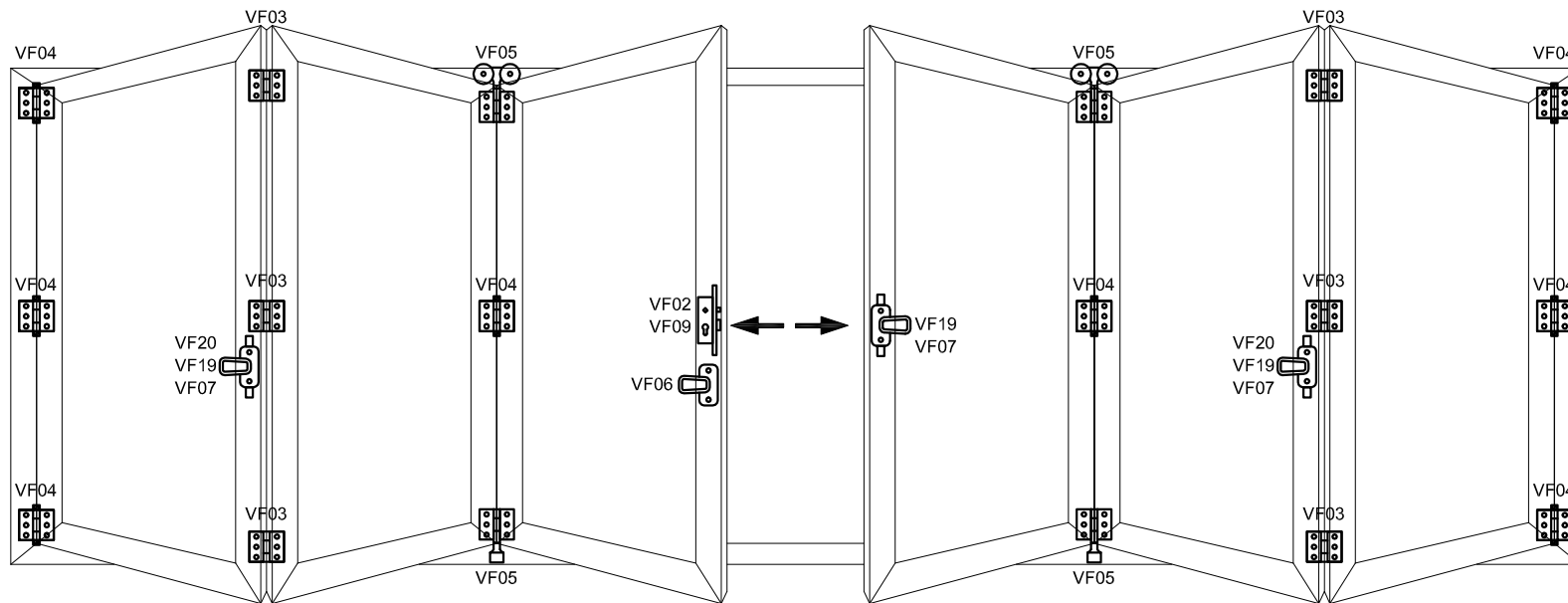


VISTA INTERNA

ACCESSORI PER PERSIANA PIEGHEVOLE A LIBRO E FLEX50

n° ante
3+3

schema
M

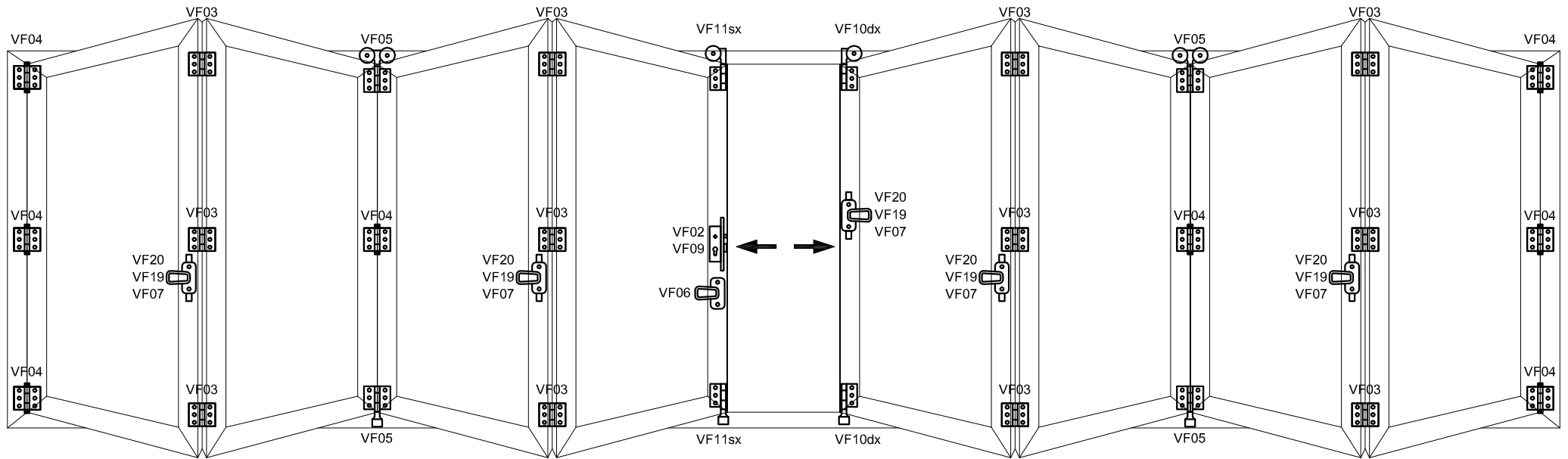


VISTA INTERNA

ACCESSORI PER PERSIANA PIEGHEVOLE A LIBRO E FLEX50

n° ante
4+4

schema
N

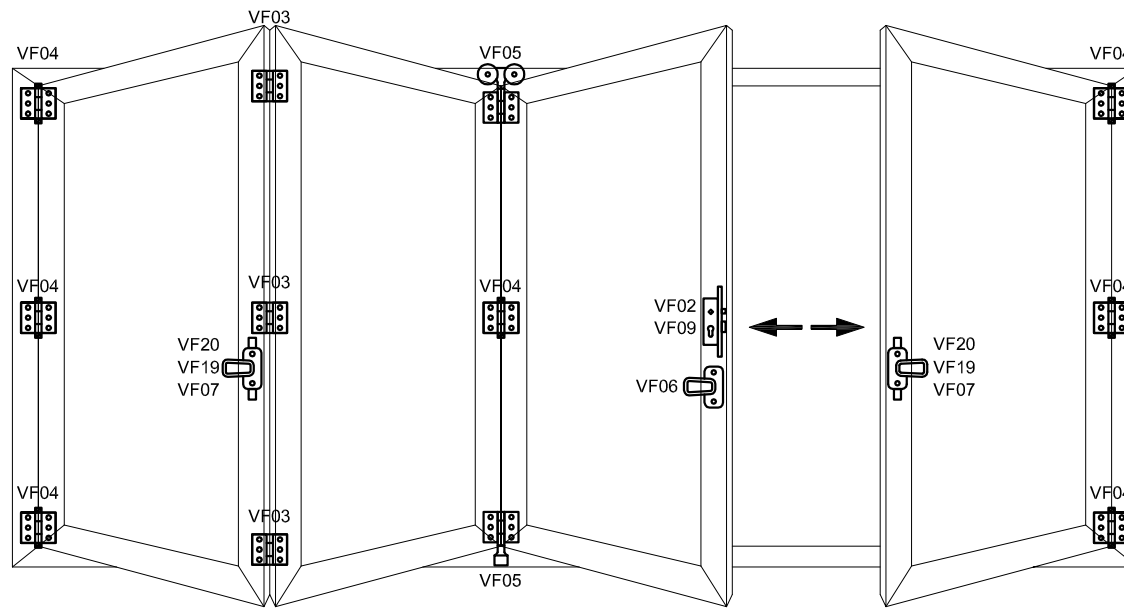


VISTA INTERNA

ACCESSORI PER PERSIANA PIEGHEVOLE A LIBRO E FLEX50

n° ante
3+1

schema
P

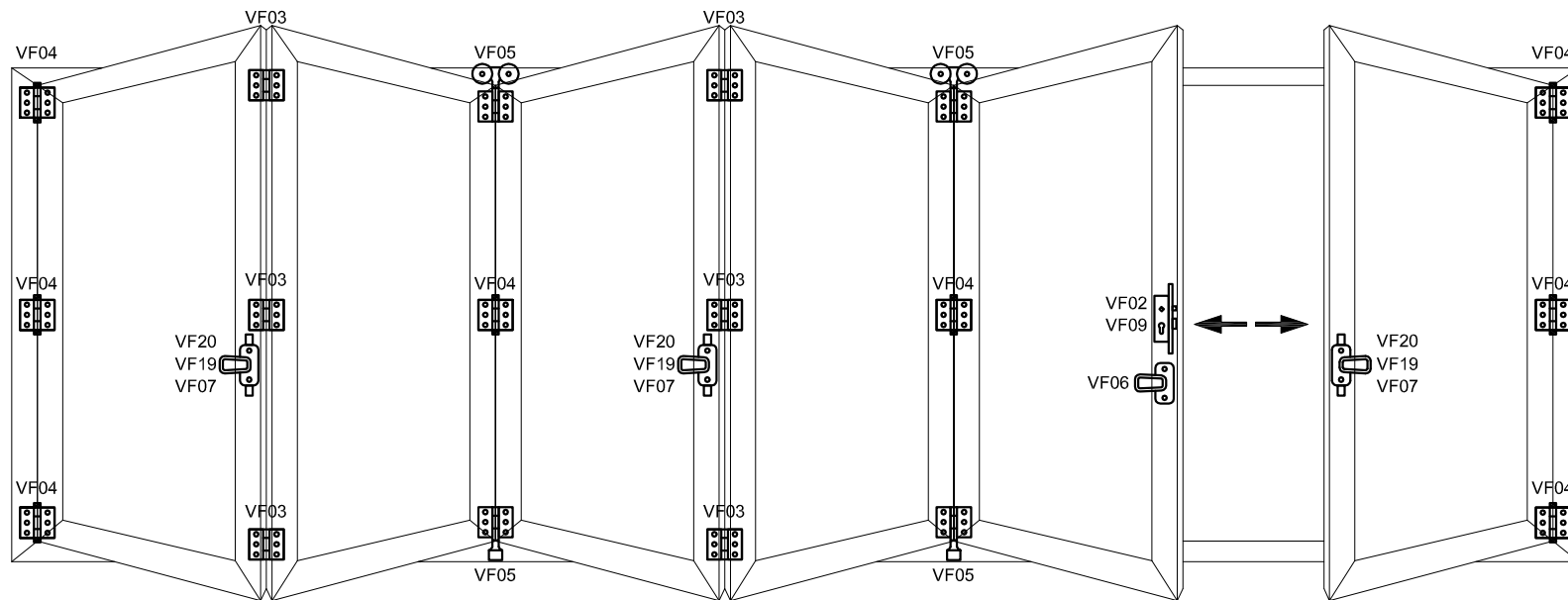


VISTA INTERNA



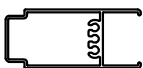

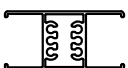





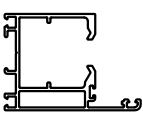











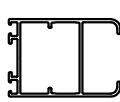




ACCESSORI PER PERSIANA PIEGHEVOLE A LIBRO E FLEX50

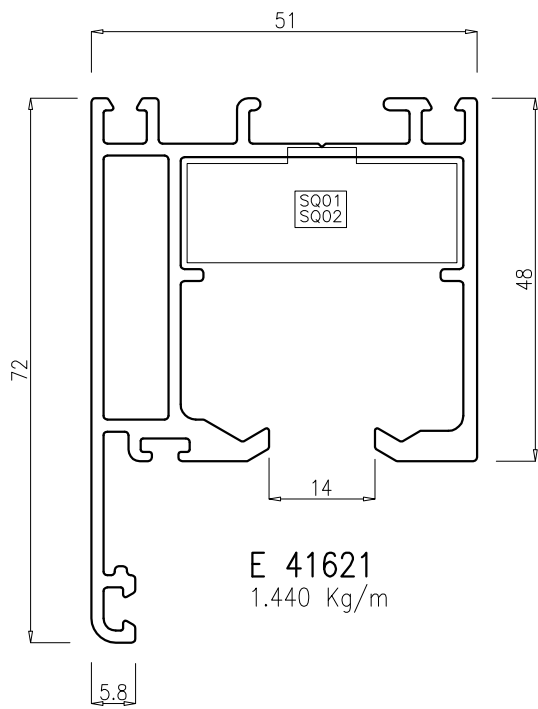
n° ante
5+1

schema
Q

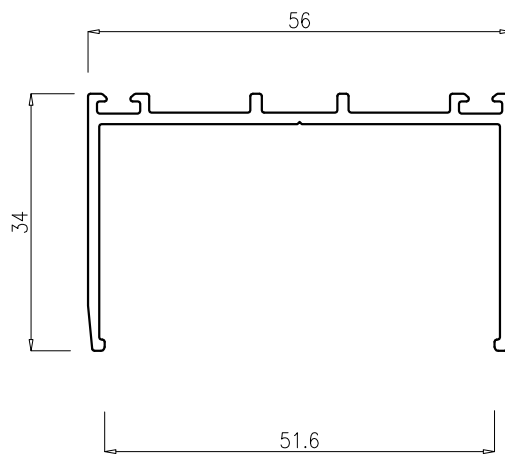


VISTA INTERNA

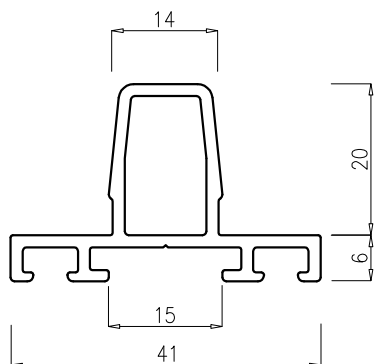
CODICE PESO Kg/m	PROFILO	DESCRIZIONE	CODICE PESO Kg/m	PROFILO	DESCRIZIONE
E41000 0.135		ASTINA PER MOVIMENTAZIONE	V80008 0.534		LAMELLA ORIENTABILE TIPO TEKNALSYSTEMS
E41305 0.938		ZOCCOLO DA 60mm ENTRATA 25mm	V80009 0.263		COMPENSATORE MINIMO PER LAMELLA TIPO TEKNALSYSTEMS
E41310 1.092		FASCIA DA 60mm ENTRATA 25mm	V80010 0.384		COMPENSATORE MASSIMO PER LAMELLA TIPO TEKNALSYSTEMS
E41311 1.550		FASCIA DA 110mm ENTRATA 25mm	V80056 0.374		POSIZIONATORE AD INFILARE DA 25mm A 12.6mm
E41606 0.318		PROFILO CHIUDI CAVA ENTRATA 25mm	V80184 0.524		LAMELLA ORIENTABILE TIPO TEKNALSYSTEMS
E41621 1.440		TELAIO-GUIDA	V80185 0.532		LAMELLA ORIENTABILE TIPO TEKNALSYSTEMS
E41622 0.278		GUIDA RIPORTATA	V80186 0.418		COMPENSATORE MASSIMO PER LAMELLA TIPO TEKNALSYSTEMS
E41623 0.510		RIPORTO TELAIIO	E10013 0.348		OVALINA 50x10 CLASSICA
E41624 0.308		RIPORTO ZOCCOLO	E11037 0.590		LAMELLA ORIENTABILE TIPO PERLA 70
E41625 0.490		GUIDA INCASSO	E11039 0.323		COMPENSATORE MINIMO PER LAMELLA TIPO PERLA 70
E41626 0.273		BATTUTA RIPORTATA	E11040 0.466		COMPENSATORE MASSIMO PER LAMELLA TIPO PERLA 70
E41627 0.980		ANTA ENTRATA 25mm	E11041 0.158		PROLUNGA PER COMPENSATORE LAMELLA TIPO PERLA 70
E41639 0.486		RIPORTO ANTE PARI			
E41644 0.359		POSIZIONATORE A SCATTO DA 25mm A 12.6mm			
E51609 0.527		COMPENSATORE TELAIO			



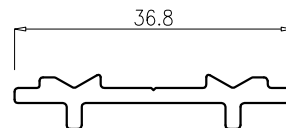
E 41621
1.440 Kg/m



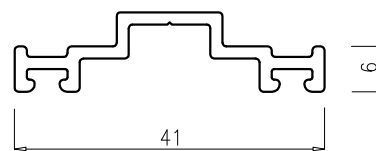
E 51609
0.527 Kg/m



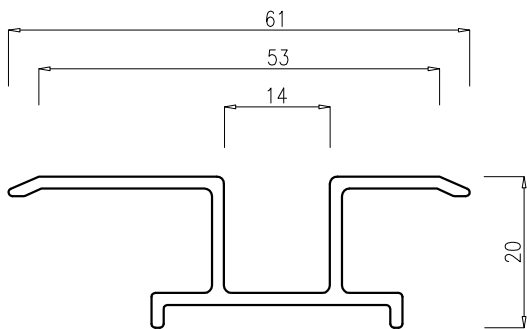
E 41623
0.510 Kg/m



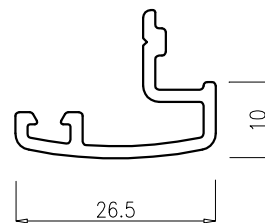
E 41622
0.278 Kg/m



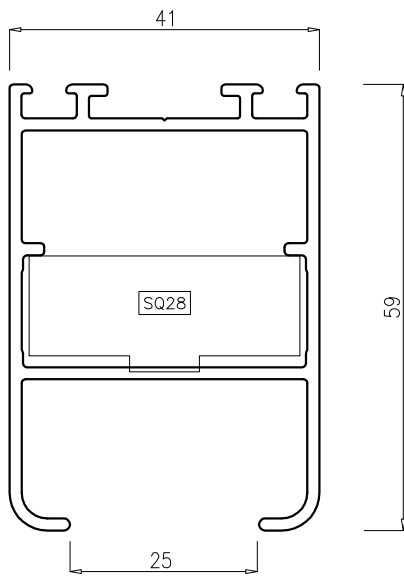
E 41624
0.308 Kg/m



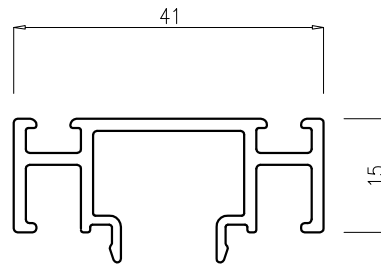
E 41625
0.490 Kg/m



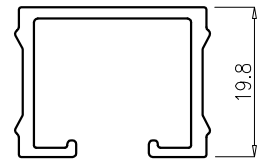
E 41626
0.273 Kg/m



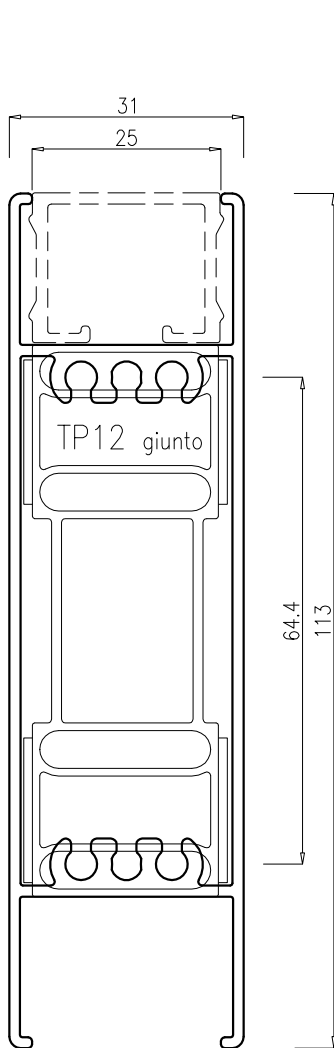
E 41627
0.980 Kg/m



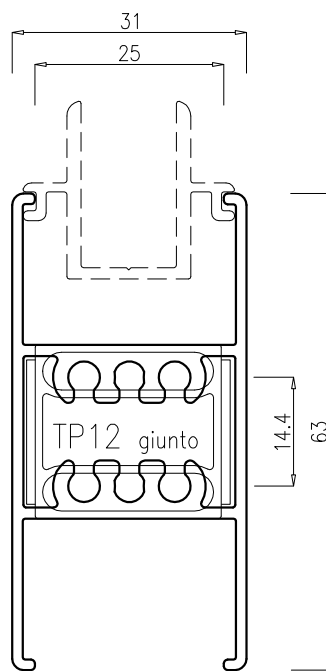
E 41639
0.486 Kg/m



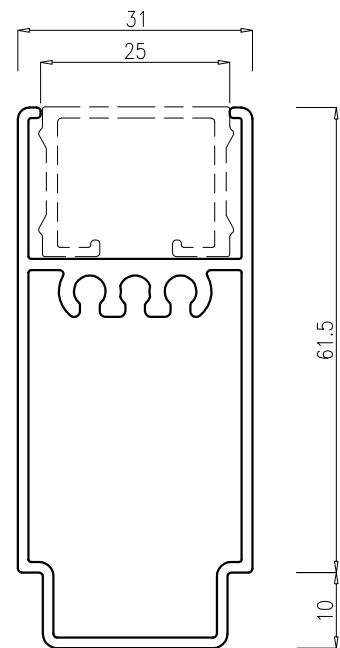
E 41606
0.318 Kg/m



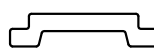
E 41311
1.550 Kg/m



E 41310
1.092 Kg/m



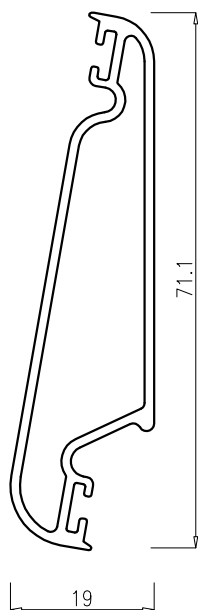
E 41305
0.938 Kg/m



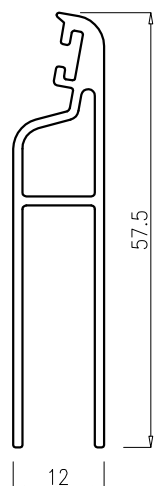
E 41000
0.135 Kg/m

- PERSIANA ORIENTABILE

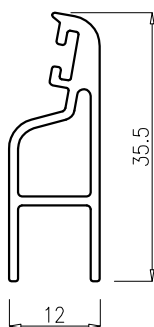
movimentazione NACO "PERLA 70"



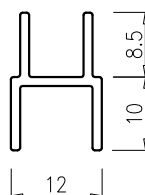
E 11037
0.590 Kg/m



E 11040
0.466 Kg/m



E 11039
0.323 Kg/m

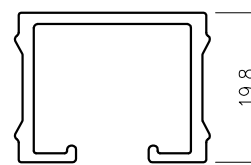


E 11041
0.158 Kg/m

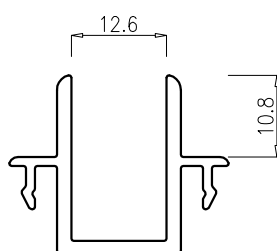
- LAMELLA FISSA



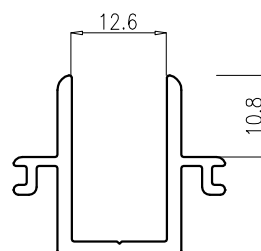
E 10013
0.348 Kg/m



E 41606
0.318 Kg/m



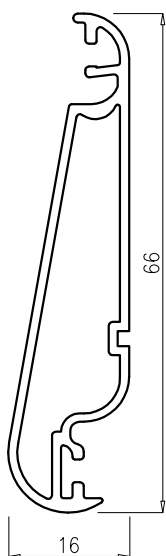
E 41644
0.359 Kg/m



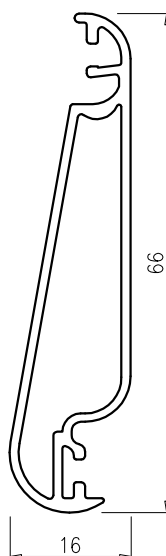
V 80056
0.374 Kg/m

- PERSIANA ORIENTABILE

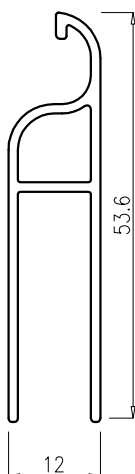
movimentazione TEKNALSYSTEMS " UNIVERSAL



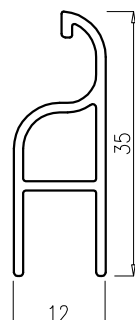
V 80008
0.534 Kg/m



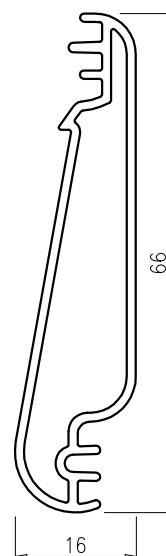
V 80184
0.524 Kg/m



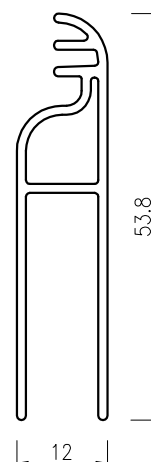
V 80010
0.384 Kg/m



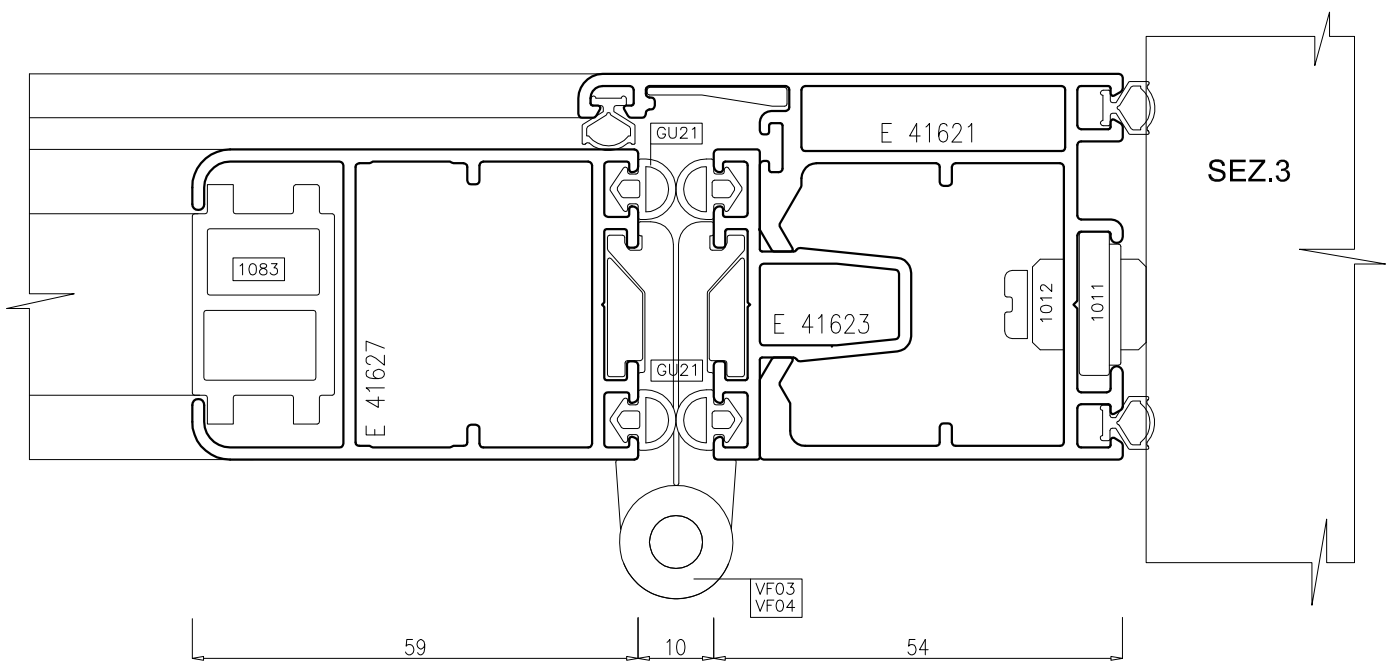
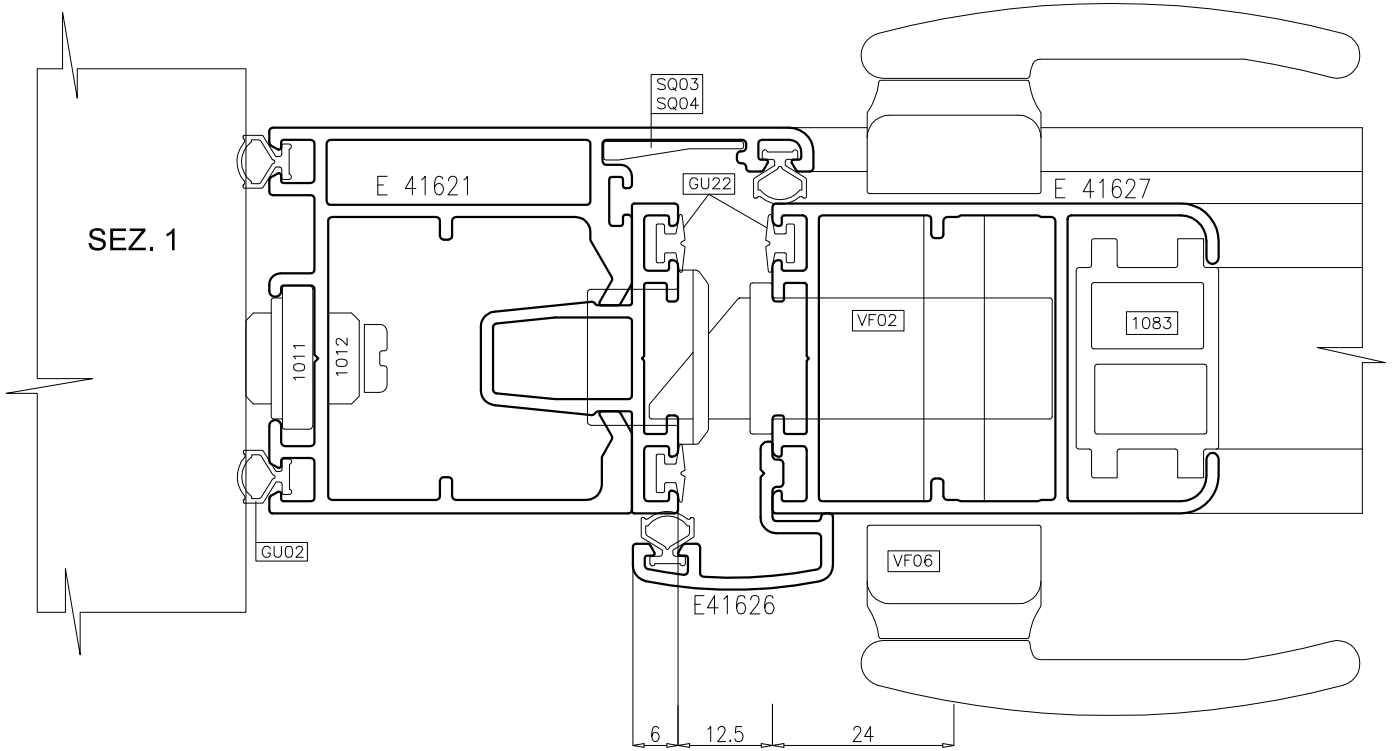

V 80009
0.263 Kg/m




V 80185
0.532 Kg/m

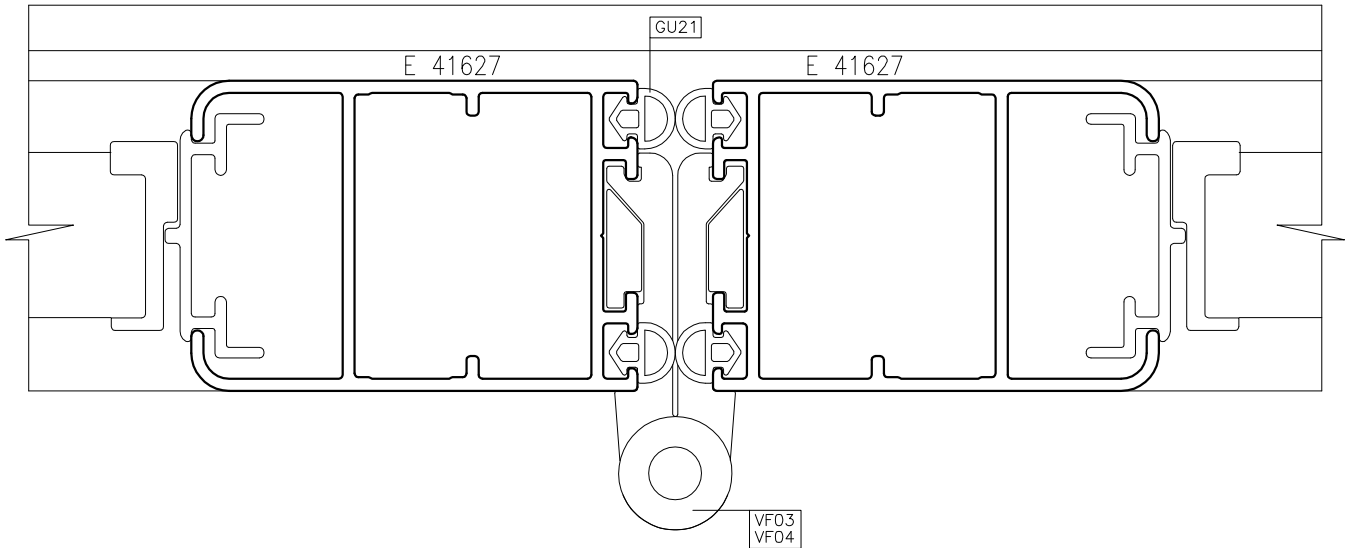


V 80186
0.418 Kg/m

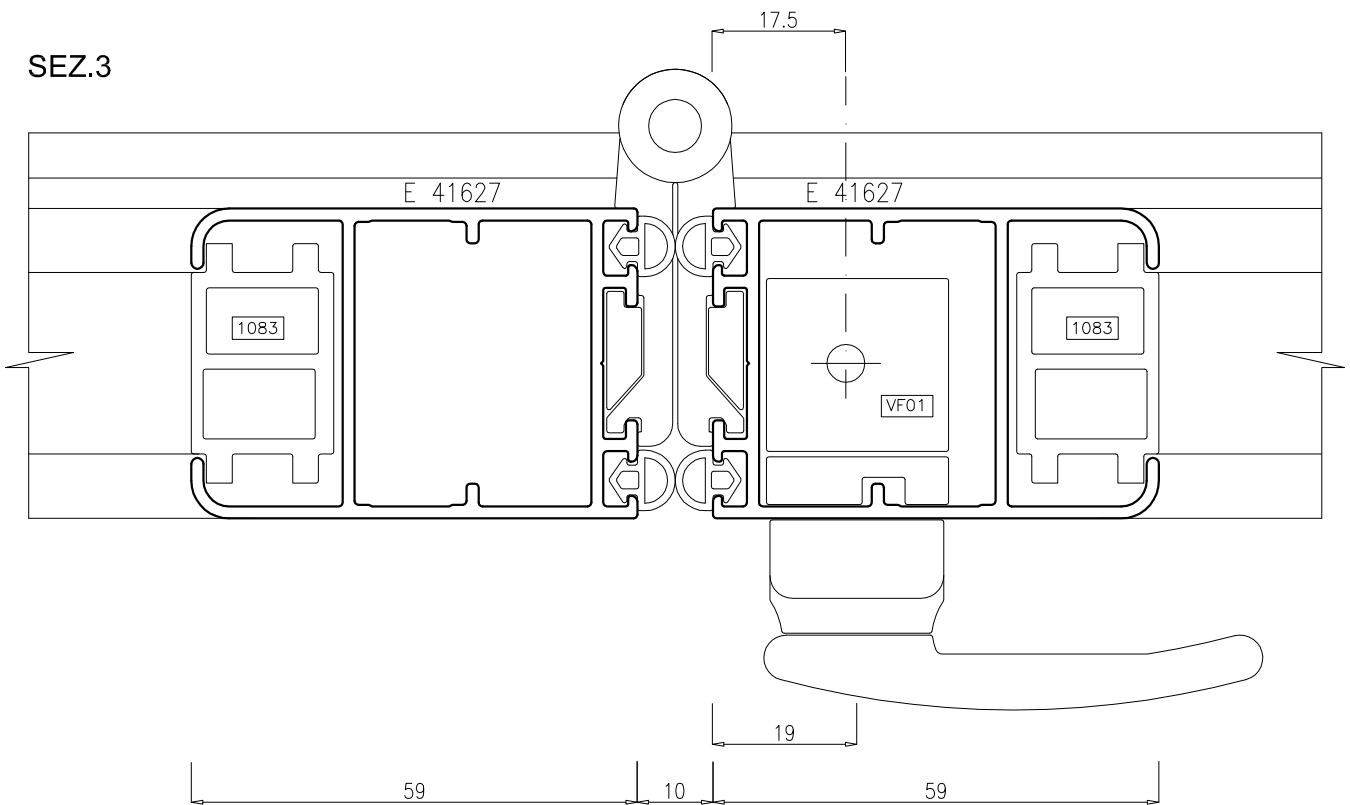


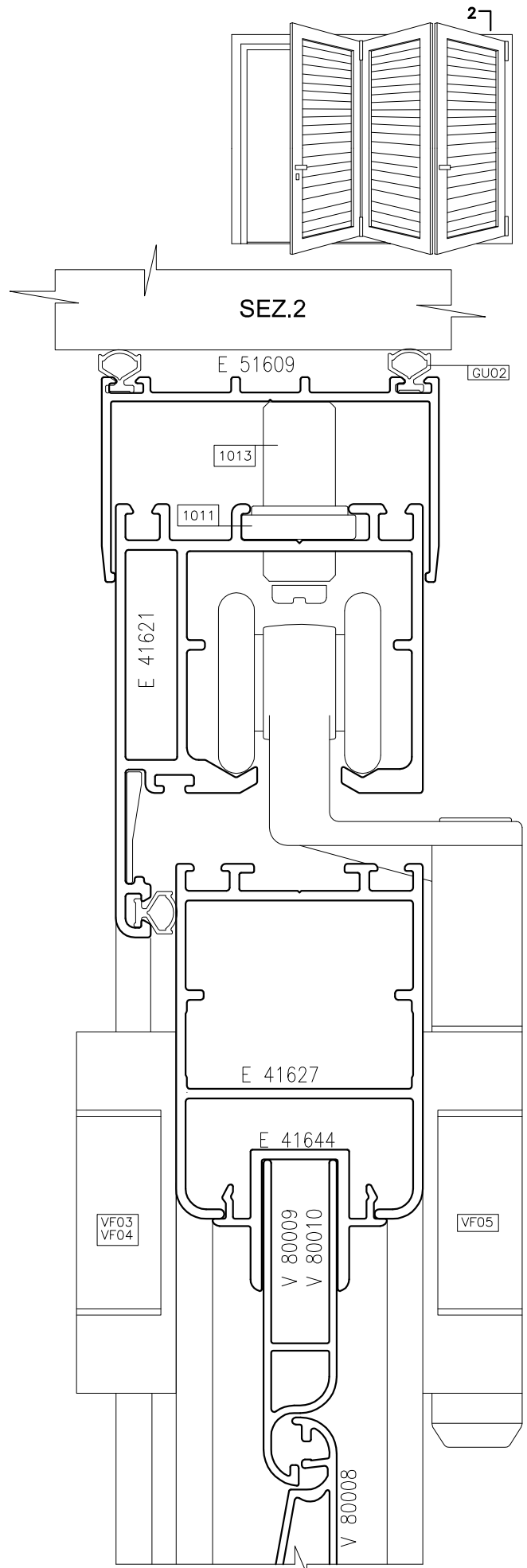
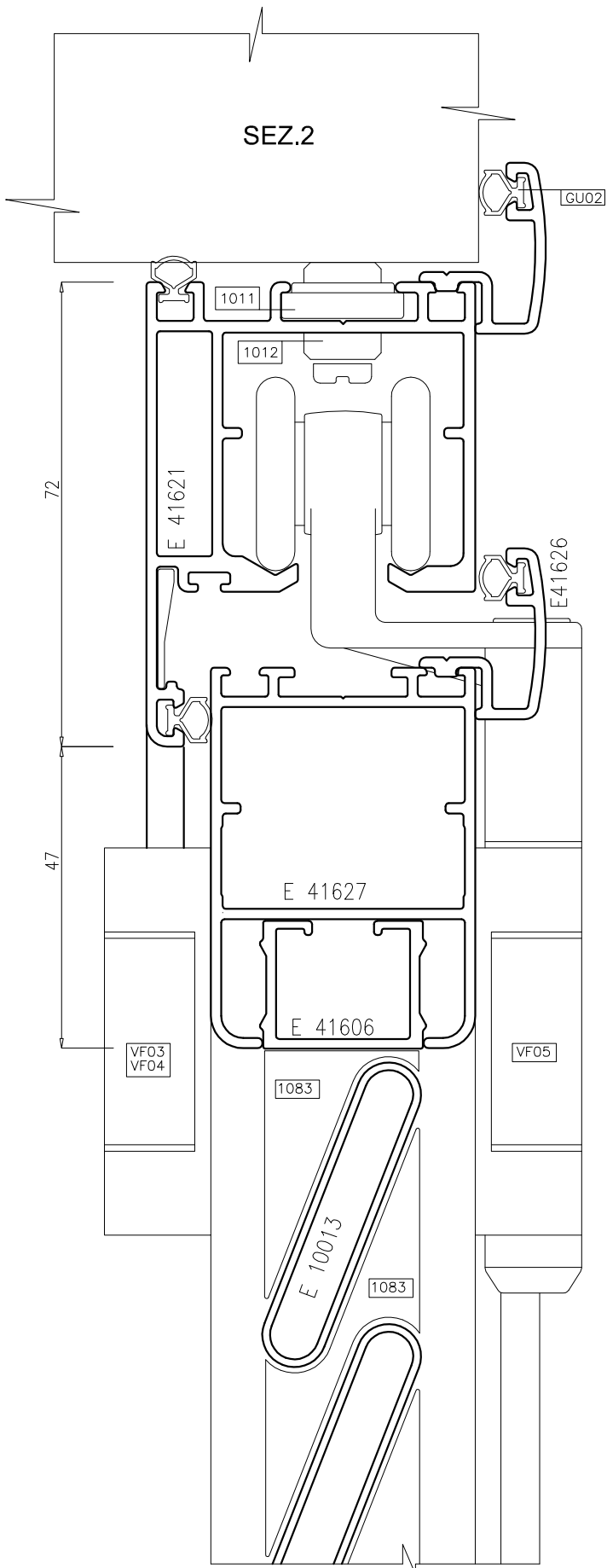


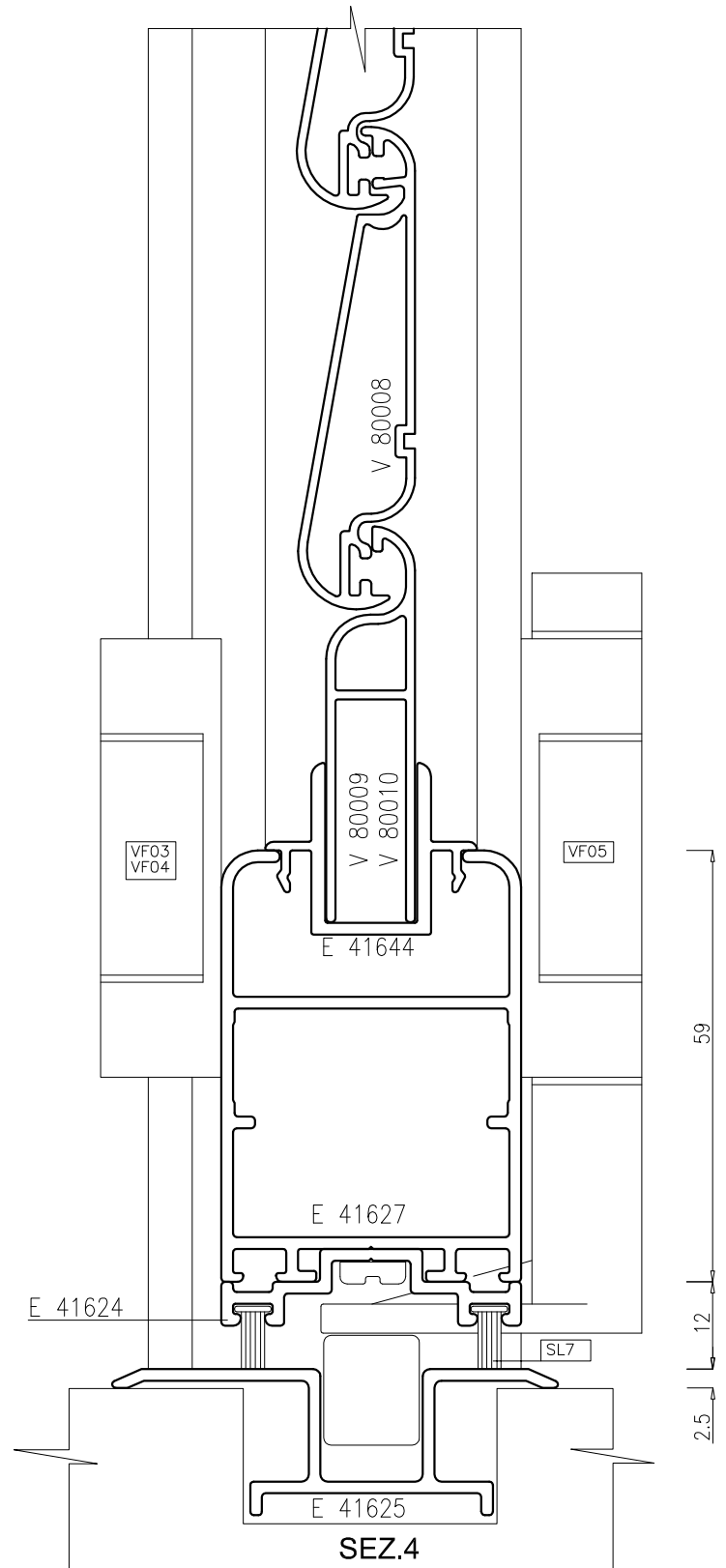
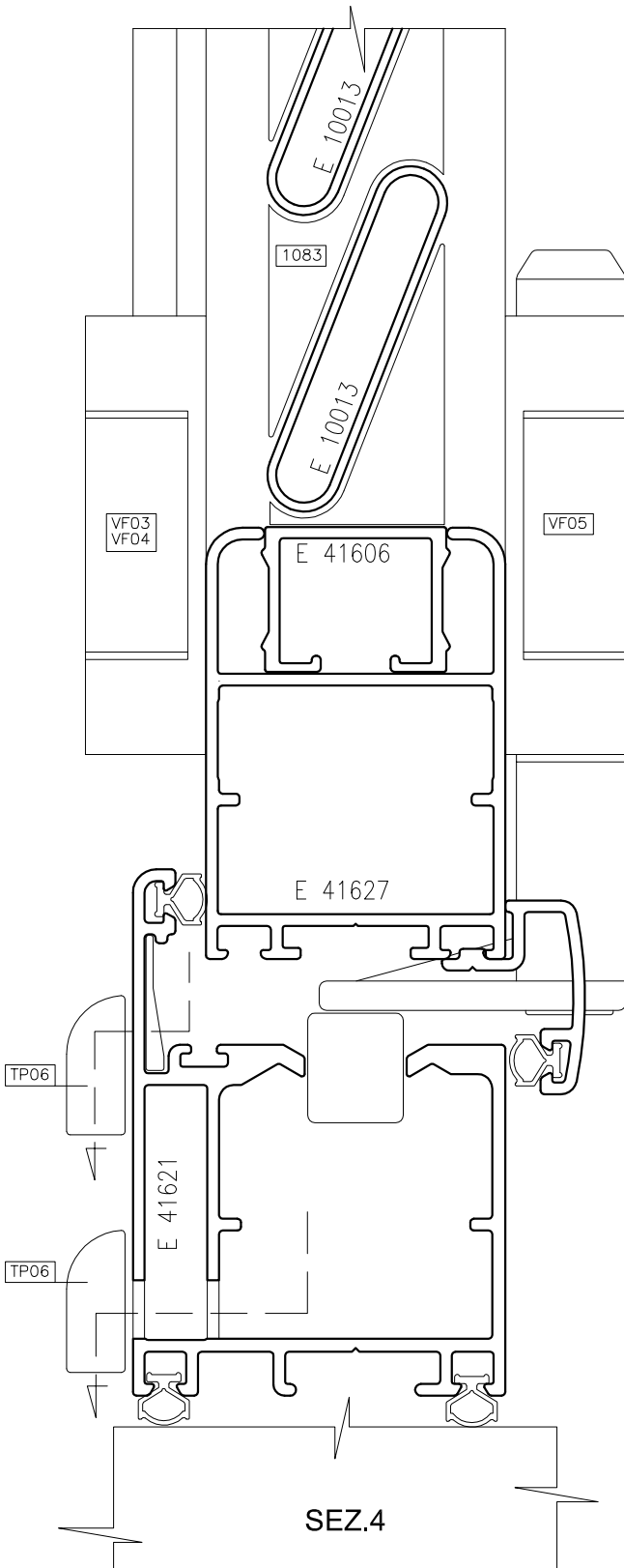

SEZ.1

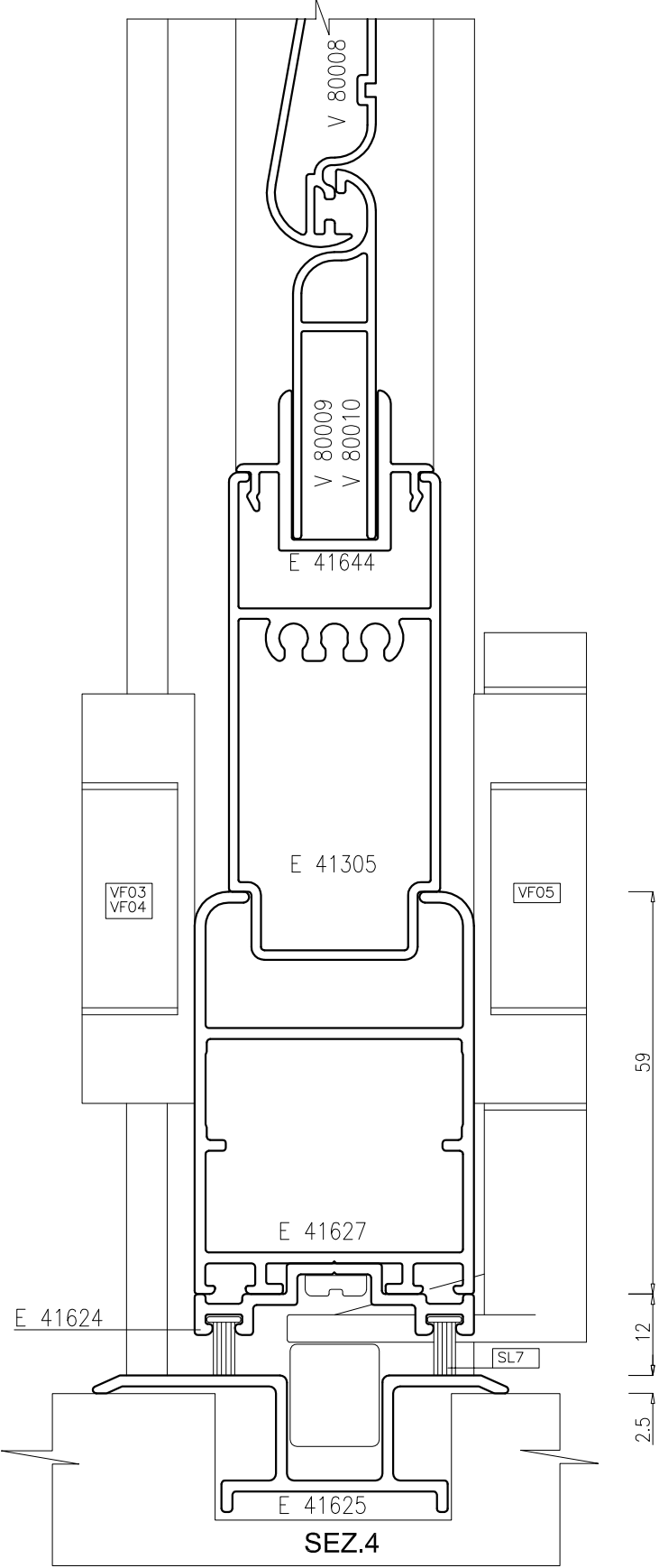




SEZ.3




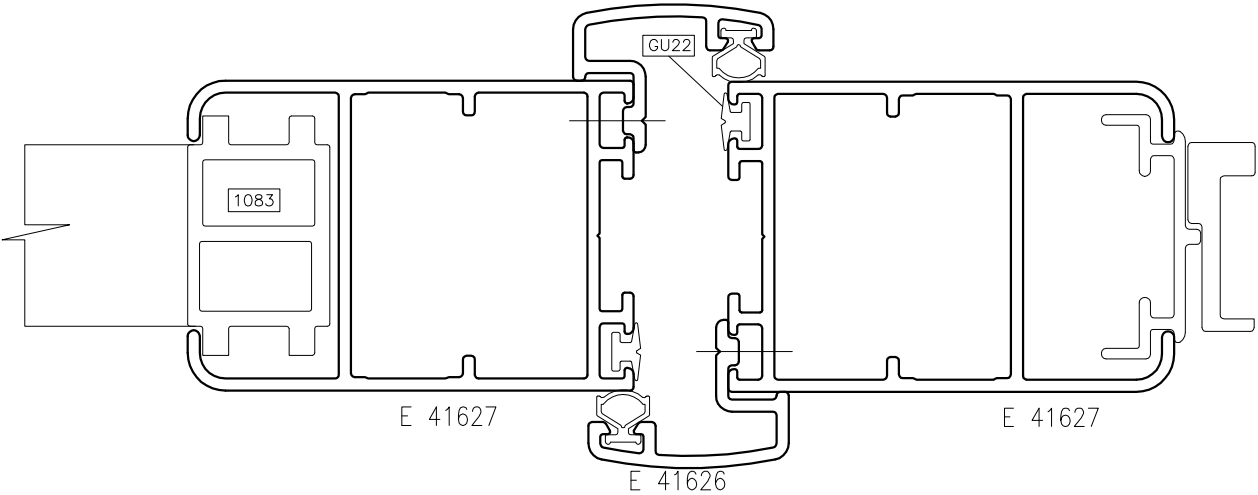








SEZ.2



SEZ.2

